

Acting under Uncertainty for Information Gathering and Shared Autonomy

Shervin Javdani

July 11, 2017

CMU-RI-TR-17-52

The Robotics Institute
Carnegie Mellon University
Pittsburgh, PA 15213

Thesis Committee:

J. Andrew (Drew) Bagnell, Co-Chair
Siddhartha S. Srinivasa, Co-Chair
Emma Brunskill, Stanford University
Wolfram Burgard, University of Freiburg

*Submitted in partial fulfillment of the requirements
for the degree of Doctor of Philosophy.*

© Shervin Javdani, 2017

Abstract

Acting under uncertainty is a fundamental challenge for any decision maker in the real world. As uncertainty is often the culprit of failure, many prior works attempt to reduce the problem to one with a known state. However, this fails to account for a key property of acting under uncertainty: we can often gain utility while uncertain. This thesis presents methods that utilize this property in two domains: active information gathering and shared autonomy.

For active information gathering, we present a general framework for reducing uncertainty just enough to make a decision. To do so, we formulate the *Decision Region Determination* (DRD) problem, modelling how uncertainty impedes decision making. We present two methods for solving this problem, differing in their computational efficiency and performance bounds. We show that both satisfy *adaptive submodularity*, a natural diminishing returns property that imbues efficient greedy policies with near-optimality guarantees. Empirically, we show that our methods outperform those which reduce uncertainty without considering how it affects decision making.

For shared autonomy, we first show how the general problem of assisting with an unknown user goal can be modelled as one of acting under uncertainty. We then present our framework, based on Hindsight Optimization or QMDP, enabling us assist for a distribution of user goals by minimizing the expected cost. We evaluate our framework on real users, demonstrating that our method achieves goals faster, requires less user input, decreases user idling time, and results in fewer user-robot collisions than those which rely on predicting a single user goal. Finally, we extend our framework to learn how user behavior changes with assistance, and incorporate this model into cost minimization.

Acknowledgements

First and foremost, I would like to thank my advisors Siddhartha Srinivasa and Drew Bagnell. It seems like just yesterday when I bumped into you both talking about co-advising me. At the time, I knew our interests aligned - but I could not have guessed you would be such fantastic mentors, teachers, and friends. Thank you for being understanding and encouraging when I wanted to explore new ideas and concepts, academic and otherwise.

I am grateful to the other members of my committee, Emma Brunskill and Wolfram Burgard. Thank you for bringing your unique perspectives to this work, and providing new insights and ideas throughout.

I have learned so much from my collaborators throughout the years. Thank you to Andreas Krause, Yuxin Chen, and Amin Karbasi for your contributions for information gathering under uncertainty. Thank you to Matthew Klingensmith and Nancy Pollard for your insights from the ARM-S project and help with Touch-Based Localization. Thank you to Katharina Muelling, Arun Venkatraman, Jean-Sebastien Valois, John Downey, Jeffrey Weiss, Martial Hebert, Andrew B. Schwartz, and Jennifer L. Collinger for your work on brain computer interfaces for shared control teleoperation. Thank you to Henny Admoni and Stefania Pellegrinelli for your help on shared autonomy experiments for human-robot teaming and shared control teleoperation. Thank you to Anca Dragan and Rachel Holladay for your work on modelling comparison based learning as information gathering under uncertainty.

Being in both the Personal Robotics Lab and LAIRLab meant I had two sets of amazing labmates to learn with. Thank you to everyone in the Personal Robotics Lab: Anca, Chris, Mehmet, Alvaro, Jenn, Laura, Clint, Pras, Aaron, Pyry, Clint, Mike, other Mike, other other Mike, Brian, other Brian, Shushman, Gilwoo, Liz, Rosario, Ariana, Oren, Daqing, Aditya, and Jimmy for making the lab such a great environment. An extra special thanks to Michael Koval for all your help with the Personal Robotics Lab systems infrastructure, and Stefanos Nikolaidis for all your help with understanding how to run user studies. Thank you to everyone in the LAIRLab: Paul, Kris, Katherina, Stephane, Daniel, Alex, Kevin, Dey, Arun, Allie, Jiaji, Wen, Echo, Nick, and Shaurya for your weekly reading group discussions, talk feedback, and influx of ideas that were always helpful and interesting.

These last few years haven't been all work - but have been filled with intense fun beyond what I could have imagined that has changed how I approach life and challenging problems. I'd like to thank Juan Pablo Mendoza and Ben Eckart for being such close friends, and joining for many (mis)adventures. Thank you to my partner Caitlin Rice for challenging my thoughts and beliefs, and making me feel loved and supported through the toughest times. Thank you to the Hot Mass crew in Pittsburgh for providing such an accepting space. My regular visits to this weekly Mass have been instrumental to keeping me feeling creative, rejuvenated, and open.

Special thanks to my sisters Shabnam and Shiva. Shabnam, you often joke that you're responsible for everything good in my life - and you're not (entirely) wrong. Shiva, thank you for being there whenever I

was down and needed some cheering up.

Finally, I would like to thank my parents Vida and Ahmad, whose love, support, and encouragement help me everyday. I am forever grateful for your personal sacrifices, leaving your family, friends, and home years ago so that my sisters and I could have better opportunities.

Contents

1	<i>Introduction</i>	9
1.1	<i>Goal-Directed Active Information Gathering</i>	10
1.2	<i>Goal-Directed Shared Autonomy</i>	11
1.3	<i>Contributions</i>	13
2	<i>Active Information Gathering Background</i>	15
2.1	<i>Active Information Gathering in Robotics</i>	15
2.2	<i>Near-Optimal Active Information Gathering</i>	18
2.3	<i>Adaptive Submodularity Background</i>	20
3	<i>Hypothesis Pruning for Touch-Based Localization</i>	27
3.1	<i>Problem Formulation</i>	28
3.2	<i>Metrics for Touch-Based Localization</i>	30
3.3	<i>Experiments</i>	34
3.4	<i>Discussion</i>	38
4	<i>Decision Region Determination (DRD)</i>	41
4.1	<i>Decision Region Determination (DRD) Problem Statement</i>	41
4.2	<i>The HyperEdge Cutting (HEC) Method</i>	44
4.3	<i>HyperEdge Cutting (HEC) Experiments</i>	50
4.4	<i>The Decision Region Edge Cutting (DiRECT) Method</i>	53
4.5	<i>Decision Region Edge Cutting (DiRECT) Experiments</i>	57
4.6	<i>Discussion</i>	60

5	<i>Shared Autonomy Background</i>	63
5.1	<i>Teleoperation Interfaces</i>	63
5.2	<i>Intent Prediction</i>	64
5.3	<i>Shared Control Teleoperation</i>	65
5.4	<i>Human-Robot Teaming</i>	67
6	<i>Shared Autonomy via Hindsight Optimization</i>	71
6.1	<i>Problem Statement</i>	73
6.2	<i>Hindsight Optimization</i>	75
6.3	<i>User Modelling</i>	77
6.4	<i>Multi-Target MDP</i>	80
7	<i>Shared Autonomy User Studies</i>	83
7.1	<i>Shared Control Teleoperation</i>	83
7.2	<i>Human-Robot Teaming</i>	99
7.3	<i>Discussion</i>	106
8	<i>Prediction with Assistance in Shared Autonomy</i>	109
8.1	<i>Learning the User Policy with Assistance</i>	110
8.2	<i>Assistance Action Selection</i>	111
8.3	<i>Iterating Learning and Policy Updates</i>	111
8.4	<i>Experiments</i>	112
8.5	<i>Discussion</i>	116
9	<i>Final Thoughts</i>	119
9.1	<i>Active Information Gathering Future Work</i>	120
9.2	<i>Shared Autonomy Future Work</i>	121
9.3	<i>Acting Under Uncertainty Future Work</i>	123

A	<i>Appendix</i>	125
A.1	<i>Hypothesis Pruning Proofs</i>	125
A.2	<i>HyperEdge Cutting (HEC) Proofs</i>	132
A.3	<i>Multi-Target MDPs</i>	141

1

Introduction

Uncertainty presents a fundamental challenge for any decision maker acting in the real world. It is particularly problematic in robotics, where it accumulates from inaccurate models, noisy sensors, and poor calibration. These challenges have been studied in manipulation [LP+84; EM88; Gol93; Hsi+08; Kov+16], mobile robotics [Cas+96; Bur+97; Fox+98; Roy+05], aerial robotics [Cho+17a], underwater robotic inspection [Hol+13], and human-robot collaboration [MB13; DS13a; LS15; Sad+16b]. Acting under uncertainty has also been studied in machine learning [Das04; Bal+06; Now09; KGo9; Kar+12], statistics [Lin56; Ber85; CV95], and decision theory [How66].

Decision making in these domains is often formulated as a Partially Observable Markov Decision Process (POMDP) [Kae+98]. This enables us to optimize some objective function under uncertainty, naturally trading off between information gathering and task accomplishing for the overall objective. However, finding optimal solutions to POMDPs is PSPACE complete [PT87]. Although several promising approximate solvers have been developed [Roy+05; SS05; Kur+08; SV10; Sha+12; Som+13; Sei+15], they remain intractable in many real world settings.

For situations where POMDP solvers are not practical, many approximations have been proposed [Roy+05; Ros+08; DS13a; Heb+13; KS13]. As uncertainty is often the culprit of failure, a common strategy is to reach a known state with high probability, and then gain utility for that state [Cas+96; Bur+97; Fox+98; Bou+02; Zhe+05; Fu+07; Hsi+08; Heb+13; DS13a; KS13; LS15]. However, this strategy overlooks a key property of POMDP solutions: not all uncertainty impedes gaining utility. Even when uncertainty is high, there often exist actions which gain utility over the entire distribution. Thus, relying on a known state leads to suboptimal policies.

In this thesis, we formulate policies that do not rely on reducing uncertainty to a known state to gain utility. We formulate policies with this property in two domains: active information gathering and



Figure 1.1: Pushing a small button on a microwave requires dealing with the uncertainty of object localization, noisy sensors, and arm kinematics. In tasks like these, we apply active information gathering to reduce uncertainty enough to achieve our goal.



Figure 1.2: Assisting a user teleoperating a robotic arm requires dealing with uncertainty over their desired goal. Our work in shared autonomy is motivated by tasks like these, where clutter makes it impossible to infer the user's single goal until the end of execution.

human-robot collaboration. For active information gathering, we study problems where we are initially too uncertain to accomplish a task (fig. 1.1). However, we need not reduce uncertainty entirely to make a decision. While prior works rely on optimizing for uncertainty reduction [Cas+96; Bur+97; Fox+98; Bou+02; Zhe+05; Fu+07; Eri+08; Hsi+08; Heb+13; Sad+16b], we formulate an objective for gathering just enough information to make a decision. For human-robot collaboration, we study instances where the system must simultaneously predict a user’s goal while achieving a shared goal. We term this instance *shared autonomy* (fig. 1.2). While prior methods rely on predicting the user’s goal before acting [Yu+05; Kof+05; CD12; DS13a; KS13; Mue+15], we develop a method that enables progress for a *distribution* over user goals when it is possible. More succinctly:

Not all uncertainty is problematic - this thesis formulates efficient policies for gaining utility under uncertainty in active information gathering and shared autonomy.

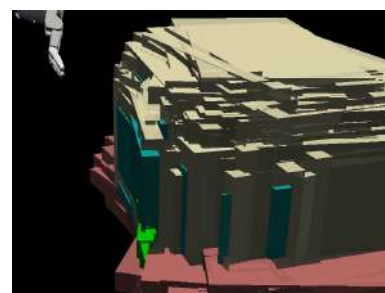
We call methods that need not reduce uncertainty entirely *goal-directed*, as they deal with uncertainty only as required for achieving a goal.

1.1 Goal-Directed Active Information Gathering


In many situations, we may not be able to accomplish our task until some uncertainty is resolved. For example, in medical diagnosis, we may need to run tests about the state of a patient to determine proper treatment [Kono1]. In object search, we may require finding a particular object required for the task [Won+13; Li+16]. In search and rescue, we are tasked with quickly finding a target [Lim+15; Lim+16]. In biological conservation, we need to decide among expensive monitoring strategies to decide a strategy for conservation [Run+11]. In tasks of fine-manipulation, we must often accurately localize a target object to achieve our goal [Hsi+08; Heb+13].

In these situations, we are interested in gathering the required information as quickly as possible [Cas+96; Hsi+08; Run+11; Won+13; Heb+13]. To do so, these methods pick some measure of uncertainty, such as the Shannon entropy, and optimize for *tests* to reduce this measure. Once this measure reaches a target threshold, information gathering terminates, and the system tries to accomplish the task.

Ideally, the measure being optimized for considers uncertainty tolerance inherent in the task. Unfortunately, the most commonly used metric, the reduction of Shannon entropy [Cas+96; Bur+97; Fox+98; Bou+02; Zhe+05; Fu+07; Eri+08; Hsi+08; Heb+13; Sad+16b], does not have this property. Optimizing for this metric amounts



(a) Initial Uncertainty



(b) Target Uncertainty

Figure 1.3: We can successfully push a button on a microwave even when uncertain of its pose. For a given task accomplishing action, we can compute the uncertainty for which we could succeed, depicted in (b) as a set of object poses. There are many such sets, each corresponding to putting the end-effector in a particular pose and moving forward. In chapter 4, we present a near-optimal method for gathering information to go from an initial uncertainty (a), to any set of uncertainty for which we could succeed.

to reducing uncertainty *indiscriminately*, without considering how uncertainty impedes gaining utility. Information gathering for the purpose of gaining utility is captured by the decision-theoretic Value of Information (VoI) [How66]. Unfortunately, optimally selecting tests for this measure is NP^{PP} -complete [KG09].

Optimizing for many natural metrics related to uncertainty, such as the reduction of Fisher Information [Hoi+06] and reduction of Shannon Entropy [KG05], can be done efficiently while providing performance guarantees. This is done by showing these metrics are *submodular*, a natural diminishing returns property that renders greedy algorithms near-optimal [Nem+78; Wol82]. These guarantees hold in the *open-loop* setting, where a set of actions are chosen apriori in expectation over observations.

Newer notions of *adaptive submodularity* [GK11] extend these bounds to the *adaptive* setting, where action selection can depend on observations received. We review this property, and how it differs from submodularity, in section 2.3. A method similar to reducing the Shannon entropy, known as *Generalized Binary Search* (GBS) [Das04; Now08; Now09], uses this property to provide for indiscriminate uncertainty reduction while performing near-optimally [KB99; GB09; GK11]. Our first contribution is showing how a similar method can be applied to active information gathering in robotics to provide guarantees¹ (chapter 3).

We extend this work to consider how uncertainty impedes decision making in chapter 4. We term this the *Decision Region Determination* (DRD) problem, with the goal of reducing uncertainty just enough to make a decision. See fig. 1.3 for an illustration. We present two methods for solving this problem, differing in their computational efficiency and performance bounds^{2,3}. We show both are *adaptive submodular*, enabling us to guarantee near-optimal performance with an efficient greedy algorithm. Furthermore, it is known that achieving a much better approximation for adaptive submodular maximization is NP-hard [GK11]. Thus, we believe our performance exceeds that of a general POMDP solver which does not utilize this property

We apply this general framework to touch-based localization in robotic manipulation, wildlife conservation management, movie recommendation, and Behavioral economics in section 4.5⁴.

1.2 Goal-Directed Shared Autonomy

Human-robot collaboration studies interactions between humans and robots sharing a workspace. One instance of collaboration arises in *shared autonomy*, where both the user and robotic system act si-

¹ Shervin Javdani, Matthew Klingensmith, J. Andrew (Drew) Bagnell, Nancy Pollard, and Siddhartha Srinivasa. “Efficient Touch Based Localization through Submodularity”. In: *IEEE International Conference on Robotics and Automation*. 2013.

² Shervin Javdani, Yuxin Chen, Amin Karbasi, Andreas Krause, J. Andrew (Drew) Bagnell, and Siddhartha Srinivasa. “Near Optimal Bayesian Active Learning for Decision Making”. In: *International Conference on Artificial Intelligence and Statistics*. 2014.

³ Yuxin Chen, Shervin Javdani, Amin Karbasi, J. Andrew (Drew) Bagnell, Siddhartha Srinivasa, and Andreas Krause. “Submodular Surrogates for Value of Information”. In: *AAAI Conference on Artificial Intelligence*. 2015.

⁴ In other works, we have also implemented this method for user preference learning [Hol+16] and motion planning [Cho+17b]

multaneously to achieve shared goals. For example, in *shared control teleoperation* [Goe63; Ros93; AM97; Deb+00; DS13a], both the user and system control a single entity, the robot, in order to achieve the user’s goal. In *human-robot teaming*, the user and system act independently to achieve a set of related goals [HB07; Ara+10; DS13b; KS13; MB13; Gom+14; Nik+17b].

While each instance of shared autonomy has many unique requirements, they share a key common challenge - for the autonomous system to be an effective collaborator, it needs to know the user’s goal. For example, feeding with shared control teleoperation, an important task for assistive robotics [Chu+13], requires knowing what the user wants to eat (fig. 1.4). Wrapping gifts with a human-robot team requires knowing which gift the user will wrap to avoid getting in their way and hogging shared resources (fig. 1.5).

In general, the system does not know the user’s goal a priori. We could alleviate this issue by requiring users to explicitly specify their goals (e.g. through voice commands). However, there are often a continuum of goals to choose from (e.g. location to place an object, size to cut a bite of food), making it impossible for users to precisely specify their goals. Furthermore, prior works suggest requiring explicit communication leads to ineffective collaboration [Van+03; GJ03; Gre+07]. Instead, implicit information should be used to make collaboration seamless. In shared autonomy, this suggests utilizing sensing of the environment and user actions to infer the user’s goal. This idea has been successfully applied for shared control teleoperation [LO03; Yu+05; Kra+05; Kof+05; AK08; CD12; DS13a; Hau13; Mue+15] and human-robot teaming [HB07; Ngu+11; Mac+12; MB13; KS13; LS15].

Most shared autonomy methods do not assist when the goal is unknown. These works split shared autonomy into two parts: 1) predict the user’s goal with high probability, and 2) assist for that single goal, potentially using prediction confidence to regulate assistance. We refer to this approach as *predict-then-act*. While this has been effective in simple scenarios with few goals [Yu+05; Kof+05; CD12; DS13a; KS13; Mue+15], it is often impossible to predict the user’s goal until the end of execution (e.g. fig. 1.2), causing these methods to provide little assistance. Addressing this lack of assistance is of great practical importance - in our feeding experiment (section 7.2.1), a predict-then-act method provided assistance for only 31% of the time on average, taking 29.4 seconds on average before the confidence threshold was initially reached.

Instead, we would prefer a method that takes actions to assist the user even when uncertainty is present. While we may not be able to achieve a user’s goal without predicting it, we can often make progress towards multiple goals even when uncertain. To do so,




Figure 1.4: Our feeding experiment (chapter 7), where the user wants to eat one of the bites of food on the plate. Though we do not know the users goal, we can still provide assistance by orienting the fork and moving towards all bits of food. We achieve this affect by minimizing the expected user cost over uncertainty. In contrast, predict-then-act methods did not provide assistance for 69% of execution time on average due to their uncertainty of the users goal. Users commented that the initial assistance orienting the fork and getting close to all bites was the most helpful, as this was the most time consuming portion of the task.




Figure 1.5: Our teaming experiment, where the user wraps a box, and the robot must stamp a different box. Here, the user’s motion so far suggests their goal is likely either the green or white box. Though we cannot confidently predict their single goal, our method starts making progress for the other boxes.

we frame shared autonomy as a general problem of *minimizing the expected user cost*.

While minimizing this quantity exactly is intractable, *Hindsight Optimization* [Cho+00; Yoo+08], or QMDP [Lit+95] approximates this solution and produces our desired behavior. These methods have been empirically successful in many domains of acting under uncertainty. We show how the general problem of shared autonomy can be modelled in this framework in [chapter 6](#)⁵. Our user studies in [chapter 7](#) demonstrate that our method outperforms predict-then-act approaches, enabling users to accomplish their goal faster and with less effort⁶. Finally, we show how to construct and utilize better models that incorporate how user behavior changes as a system provides assistance in [chapter 8](#).

Our method enables optimization in continuous action spaces, a notoriously difficult problem for POMDP solvers. While recent POMDP solvers provide approximate solutions in this domain [Sei+15], they remain computationally slow, taking multiple seconds to select an action. Unfortunately, this rate is too slow for shared autonomy, as this makes systems feel unresponsive. Our system operates at 50Hz, enabling shared-control teleoperation to feel fast and responsive while providing assistance for a distribution over goals.

1.3 Contributions

This thesis studies computationally efficient methods for dealing with uncertainty for active information gathering and shared autonomy. Compared to previous works, we incorporate the insight that goal-directed progress can be made computationally efficiently even when uncertainty is high. We make the following contributions:

- A connection between active information gathering in robotics and submodularity with application to touch-based localization ([chapter 3](#), [Jav+13](#)).
- Provably near-optimal method for goal-directed information gathering under uncertainty. We provide both theoretical analysis and experimental evidence that these frameworks outperform approaches that reduce uncertainty indiscriminately ([chapter 4](#), [Jav+14](#); [Che+15](#)).
- A model for shared autonomy as acting under uncertainty, enabling us to make progress for a user’s goal even when uncertain what the goal is ([chapter 6](#), [Jav+15](#)).
- User studies of our shared autonomy framework for both shared-control teleoperation and human-robot teaming, demonstrating

⁵ Shervin Javdani, Siddhartha Srinivasa, and J. Andrew (Drew) Bagnell. “Shared Autonomy via Hindsight Optimization”. In: *Robotics: Science and Systems (RSS)*. 2015.

⁶ Stefania Pellegrinelli, Henny Admoni, Shervin Javdani, and Siddhartha Srinivasa. “Human-Robot Shared Workspace Collaboration via Hindsight Optimization”. In: *IEEE/RSJ International Conference on Intelligent Robots and Systems*. 2016.

that acting over the entire distribution enables faster performance with less user effort ([chapter 7](#), [Jav+15](#); [Pel+16](#)).

- An extension of our shared autonomy framework learning how users respond to assistance, and applying this model to minimize their cost ([chapter 8](#)).

Active Information Gathering Background

Active information gathering methods attempt to quickly reduce the uncertainty by intelligently selecting information gathering actions. This general problem arises in many domains, such as automated medical diagnosis [Kon01], policy making [Run+11], active learning [Das04; Bal+06; LZ14], active perception [Baj88], decision theory [How66], automated data collection [Hol+12], robotic active localization [Fox+98; KRo8; Hsi+08; Heb+13], interactive learning [H+08; VB10; GB11; Für+12; Kar+12; Sad+17] and more. We review background material most relevant to this thesis here, though there are many more works for this general problem.

2.1 Active Information Gathering in Robotics

Active information gathering has been studied in many robotics domains, such as manipulation [Hsi+08; Heb+13; Kov+16], mobile robotics [Cas+96; Bur+97; Fox+98; Roy+05], aerial robotics [Cho+17a], robotic inspection [Hol+13], policy learning [VB10; Akr+12; Akr+14; Dan+14], and human-robot collaboration [Sad+16a; Sad+17].

Many previous works on active information gathering utilize online planning within the POMDP framework [Ros+08], looking at locally reachable states during action selection. In general, these methods limit the search to a low horizon [Hsi09], often using the *greedy* strategy of selecting actions with the highest expected benefit in one step [Cas+96; Bur+97; Fox+98; Hsi+08; Heb+13]. After searching over this horizon, they apply some *metric* for the value of the resulting belief (e.g. information gained), and propagate that information through the POMDP to select the current action. This is out of necessity - computational time increases exponentially with the search depth. However, this simple greedy strategy often works surprisingly well, often even providing performance guarantees¹.

Perhaps the most commonly used metric for information gathering is the expected decrease in Shannon entropy [Cas+96; Bur+97;

¹ We discuss studies of these performance guarantees in [section 2.2](#).

[Fox+98; Bou+02; Zhe+05; Fu+07; Eri+08; Hsi+08; Heb+13; Sad+16b]. This is referred to as the *information gain* metric, and is submodular under certain assumptions [KG05]. This property renders a greedy open-loop plan near-optimal². Not surprisingly, many robotic systems which perform well with a low horizon use this metric [Cas+96; Bur+97; Fox+98; Bou+02; Hsi+08; Heb+13; Sad+16b], though most do not make the connection with submodularity³.

A common use case for active information gathering is *viewpoint selection*, where the system decides the location and direction of a sensor (e.g. camera, laser range, radar) to gather information [Baj88]. Burgard et al. [Bur+97] and Fox et al. [Fox+98] use the information gain metric for viewpoint selection of a mobile robot using laser range sensors. Bourgault et al. [Bou+02] incorporate this metric into the Simultaneous Localization and Mapping (SLAM) [LDW91] framework. Roy et al. [Roy+05] derive policies in this domain utilizing a full POMDP and belief compression. Kim and Likhachev [KL16] design an adaptive submodular framework similar to ours (chapter 3) for selecting viewpoints to gather information about partially occluded objects for grasping. For the related domain of robotic inspection, where a robot must decide where to examine a target to gather information about it, Hollinger et al. [Hol+13] explore active information gathering for constructing 3D meshes.

Similar ideas have been explored for information gathering in clutter, where the robot can both select a viewpoint and move objects around. Wong et al. [Won+13] present an algorithm for intelligently searching for a target object, utilizing priors about object constraints and object-object co-occurrences to gather information. Their algorithm considers searching in different containers, as well as moving occluding objects around, to gather information. Li et al. [Li+16] construct a policy for finding an object in clutter by extending DESPOT [Som+13] to incorporate task constraints. They show this outperforms greedy approaches in their setting.

An interesting avenue of recent work attempts to learn information gathering policies directly. Choudhury et al. [Cho+17a] do so through imitation learning [Pom89; Ros+11]. They generate information gathering policies offline, which can be non-greedy and have access to the full world state (referred to as the clairvoyant policy). They then train a policy with access only to partial observability, which will be the case during online execution, to imitate the clairvoyant policy.

Active methods have also been used to quickly learn policies that incorporate user preferences. These methods produce a query to present users (e.g. a pair of trajectories) and have them provide feedback about their preference (e.g. preferred trajectory). Wilson et al.

² However, most methods mentioned here apply it in the *adaptive* setting, where the policy changed based on observations. The guarantees of submodularity do not hold in this setting. We discuss the differences and related properties for the adaptive setting in section 2.3.

³ Hsiao [Hsio9] mentions that touch-based localization could be formulated as a submodular maximization.

[Wil+12] formulate a method for finding a parameterized policy by showing users short pairs of trajectories, and asking which is better. They present two active methods for selecting queries, and show that both require fewer rounds of feedback than randomly generated queries. Viappiani and Boutilier [VB10] formulate a criteria called the Expected Utility of Selection (EUS), similar to the information-theoretic Expected Value of Information (EVOI) while being computationally more efficient. They use this criteria to select informative choice queries, where a user chooses one item from a set. Akrou et al. [Akr+12] extend their method to learn a linear reward function in a continuous space by demonstrating a trajectory, and having a user rank it relative the highest-ranked trajectory so far. They show this outperforms random query selection. Akrou et al. [Akr+14] later extended this work to incorporate noisy user responses. Daniel et al. [Dan+14] formulate a method for active information within the framework of relative entropy policy search (REPS) [Pet+10]. While most of the aforementioned methods focus on having users rank trajectories, Daniel et al. [Dan+14] have users provide numerical values, which they argue provides more information than just a preference. Instead of optimizing over a set of predetermined queries, Sadigh et al. [Sad+17] actively synthesize trajectory pairs to show users to learn a reward function for autonomous driving.

2.1.1 Touch-Based Localization

A central problem considered in this thesis (chapters 3 and 4) is *touch-based localization*, where a robot uses its manipulator to localize itself or an object. Our work was motivated by promising results in the DARPA Autonomous Robotic Manipulation Software (ARM-S) challenge, where teams were required to localize and manipulate objects within a time limit. Prior to attempting the task, most teams relied on gathering information through a hand-coded sequence of touches⁴. Similar strategies were used to enable a robot to prepare a meal with a microwave⁵

Early works in this domain focused on finding an open-loop sequence of actions to localize an object, potentially even without sensors. Lozano-Pérez et al. [LP+84] address the classic peg-in-hole problem by finding a sequence of compliant motions that handle uncertainty. Erdmann and Mason [EM88] explore motion strategies to localize a planar object by tilting a tray. Goldberg [Gol93] find a fixed sequence of parallel-jaw gripper actions to orient a polygonal part. When it is possible to compute a fixed sequence of actions offline, these methods are very promising, enabling object localization with minimal online computation.

⁴ DARPA Autonomous Robotic Manipulation (ARM) - Phase 1 video

⁵ HERB Prepares a Meal video

Theoretical analysis of the adaptivity gap (section 2.3.4), the difference in performance of the optimal adaptive policy compared to an open-loop plan, show that open-loop methods may require exponentially more actions than an adaptive policy to acquire the same information [GK11; Hol+11]. More recent works incorporate the sensing and action history into action selection to form adaptive policies [LH98; Hsi+08; Hsi09; Heb+13].

Many works in this domain utilize *guarded moves* [WG75], where a trajectory terminates when contact is made with any object. This gives us information about the location of a face of the object (where contact was made), as well as space free of objects (where no contact was made). Petrovskaya and Khatib [PK11] show that, with their well designed particle filter, randomly chosen guarded moves were able to localize a target object to within $\sim 5mm$ in a full 6DOF space. However, they required an average of 29 actions, which subsequent works reduce significantly with more intelligent action selection.

Also motivated by promising results in the DARPA ARM-S challenge, Hebert et al. [Heb+13] present a method for greedily selecting a touch sensing action. They select tests that maximize the one-step reduction of Shannon entropy like many works in other domains [Cas+96; Bur+97; Fox+98; Bou+02; Zhe+05; Fu+07; Eri+08; Hsi+08; Heb+13; Sad+16b].

Hsiao et al. [Hsi+08; Hsi09] select a sequence of information gathering tactile actions through forward search in a POMDP. Possible actions consist of pre-specified world-relative trajectories [Hsi+08], motions based on the current highest probability state. Actions are selected by maximizing one of two metrics: either the reduction of Shannon entropy, which indiscriminately reduces uncertainty about all hypotheses (our aim in chapter 3), or a decision-driven approach of maximizing the probability of grasp success⁶ (our aim in chapter 4). Not surprisingly, the decision-driven approach enables success with fewer information gathering actions [Hsi09], a result we also find in our experiments (sections 4.3 and 4.5).

⁶ This is similar to maximizing the decision-theoretic *Value of Information* (Vol) [How66].

Other's have exploited the structure of contact sensing to utilize POMDPs for touch based localization. Erez and Smart [ES10] utilize a Gaussian belief space with local controllers, modelling contacts as constraints, to find policies that utilize contact to reduce uncertainty. Koval et al. [Kov+16] decompose policies into pre- and post- contact states to efficiently solve POMDPs for planar contacts.

2.2 Near-Optimal Active Information Gathering

Active information gathering, especially in discrete settings, has been studied very generally in machine learning [Das04; Bal+06; Now09;

KG09; Kar+12] and statistics [Lin56; Ber85; CV95]. The problem is formulated as sequentially selecting *tests* to reduce uncertainty about a set of *hypotheses*.

In many cases, the goal of active information gathering is to find the *optimal* sequence of tests, which have the minimum cost (in expectation) while achieving some objective (e.g. amount of uncertainty reduced). This can be modelled as a Partially Observable Markov Decision Process (POMDP) [SS73; Kae+98]. Unfortunately, as the state, action, and observation spaces are often large, the application of many black-box POMDP solvers (e.g., [Pin+06; Kur+08; Ros+08; SV10; Som+13]) are rendered infeasible.

While deriving the optimal policy even in simplified domains is NP-hard [Cha+07], computationally efficient methods with approximation results are known in some settings. Surprisingly, many methods with bounded near-optimal performance rely on *greedy* algorithms, which only look one step ahead when selecting each test.

One often studied case is when the objective is to find the true hypothesis. If tests are noise-free (i.e., deterministic functions of the hidden state), the problem is known as the *Optimal Decision Tree* (ODT) problem, and a simple greedy algorithm, called *Generalized Binary Search* (GBS) [Das04; Nowo8; Nowo9], performs near-optimally [KB99; GB09; GK11].⁷

Extensions to the ODT problem, with similar bounds and methods, have been studied extensively. One line of work examines methods for noisy test outcomes. For independent tests with persistent noise, where the same test will produce the same noisy outcome, an algorithm known as *Equivalence Class Edge Cutting* (EC²) [Gol+10] performs near-optimally. For correlated tests with persistent noise, the *Equivalence Class Edge Discounting* (ECED) [Che+17] performs near-optimally.

A different line of work removes the assumption that the cost of tests is fixed, and attempts to find *informative paths*. Here, the cost of a test is related to the distance we would travel to some sensing location. For certain settings when the adaptivity gap (section 2.3.4) is known to be small, the *Nonmyopic, Adaptive, Informative* (NAIVE) [Sin+09] algorithm produces near-optimal results with a non-adaptive policy. For more general instances, the *Recursive Adaptive Identification* (RAId) Lim et al. [Lim+16] algorithm produces near-optimal paths. Lim et al. [Lim+15] later extend this work to incorporate noisy observations. While these works offer promising results and analyses, they are computationally infeasible for many real-world problems.

In some cases, the decisions (e.g. medical treatments) differ from the hypotheses (e.g. diseases). Many of the aforementioned algo-

⁷ Interestingly, Zheng et al. [Zhe+05] show that, when tests have binary outcomes, the commonly used strategy of maximizing the reduction of Shannon entropy [Cas+96; Bur+97; Fox+98; Bou+02; Zhe+05; Fu+07; Eri+08; Hsi+08; Heb+13; Sad+16b] selects the same test as GBS.

rithms reduce uncertainty indiscriminately, without considering how it affects the task. Often, we only need to reduce uncertainty enough to make a decision. This is captured most generally by the decision-theoretic *Value of Information* (VoI) [How66]. Optimizing this criterion in general probabilistic models is NP^{PP} -complete [KGo9]. For cases when each hypothesis corresponds to only one decision, the EC^2 algorithm above can be used to provide near-optimal test selection [Gol+10]. We extend this model to allow for the more general case where there are multiple valid decisions for each hypothesis (e.g. there are many ways to grasp an object) in [chapter 4](#).

Many of these methods provide their guarantees by showing they correspond to an *adaptive submodular* maximization [GK11], which we discuss in [section 2.3](#).

2.3 Adaptive Submodularity Background

In order to provide theoretical guarantees for an efficient lazy-greedy policy, this thesis casts problems of active information gathering into *adaptive submodular maximizations*. We briefly review this property here, and the results derived by Golovin and Krause [GK11].

We assume a known prior distribution over *hypotheses* $h \in \mathcal{H}$, given by $P(h)$. Each hypothesis represents a possible state of the world. We gather information by running *tests* $t \in \mathcal{T}$, each of which has a known cost $c(t)$. Upon running a test, we observe an *outcome* $o \in \mathcal{O}$, which is deterministic given a hypothesis h . Thus, each hypothesis $h \in \mathcal{H}$ can be considered a function $h : \mathcal{T} \rightarrow \mathcal{O}$ mapping tests to outcomes. We assume there exists a true hypothesis $h^* \in \mathcal{H}$, which will be consistent with all observed outcomes.

Suppose we have executed a set of tests $T = \{t_1, \dots, t_m\} \subseteq \mathcal{T}$ (e.g., medical tests, items shown to the user, moves made by the robot), and have observed their outcomes $h^*(t_1), \dots, h^*(t_m)$. Our *evidence* so far is captured by the set of test-outcome pairs, $\mathcal{S} \subseteq \mathcal{T} \times \mathcal{O}$, where $\mathcal{S} = \{(t_1, h^*(t_1)), \dots, (t_m, h^*(t_m))\}$. We denote the tests in \mathcal{S} as \mathcal{S}_T , and the outcomes as \mathcal{S}_O .

Upon observing \mathcal{S} , we can rule out inconsistent hypotheses, and update the distribution $P(h \mid \mathcal{S})$. We denote the resulting set of hypotheses as the *version space* given \mathcal{S} :

$$\mathcal{V}(\mathcal{S}) = \{h \in \mathcal{H} : \forall (t, o) \in \mathcal{S}, h(t) = o\} \quad (2.1)$$

This quantity is similar to the notion of *belief states* in Partially Observable Mark Decision Processes (POMDPs) [Kae+98] in that it captures our distribution over the world given the evidence so far.

Symbol	Description
$h \in \mathcal{H}$	Hypothesis, e.g. possible state of the world
$t \in \mathcal{T}$	Test, information gathering cation
$o \in \mathcal{O}$	Observation, outcome of a test
f	Objective function
c	Cost function, defined for each test
$\mathcal{S} \subseteq \mathcal{T} \times \mathcal{O}$	Evidence so far, captured by test-outcome pairs
$\mathcal{V}(\mathcal{S}) \subseteq \mathcal{H}$	Version space, hypotheses remaining given evidence \mathcal{S}
π	Policy, which maps evidence \mathcal{S} to a test to run
$\mathcal{S}(\pi, h)$	Evidence from running π if h generated outcomes

Table 2.1: Variables used for adaptive submodular functions.

2.3.1 Problems

We define an objective function over the evidence so far $f(\mathcal{S})$, which we wish to maximize. To do so, we run tests, for which we pay an additive cost $C(\mathcal{S}) = \sum_{t \in \mathcal{S}_T} c(t)$.

Our goal is to find a policy π for running tests given the evidence so far. We generally would like for this policy to maximize our objective while minimizing the cost (e.g. gather enough information while minimizing cost). Let $\mathcal{S}(\pi, h)$ be the evidence we would gather by running policy π if hypothesis h generated outcomes. Define $\mathcal{C}(\pi)$ as the average-case cost of running π over \mathcal{H} , $\mathcal{C}(\pi) = \mathbb{E}_{\mathcal{H}}[C(\mathcal{S}(\pi, h))]$. We define two different problems we may want to optimize a policy for.

Problem 1 (Adaptive Stochastic Minimum Cost Cover). *Let Q be some quota of the objective function we wish to obtain (e.g. gather enough information to make a decision). We seek a policy that obtains this quota for any hypothesis $h \in \mathcal{H}$ while minimizing the expected cost:*

$$\pi^* = \arg \min_{\pi} \mathcal{C}(\pi) \text{ s.t. } f(\mathcal{S}(\pi, h)) \geq Q \quad \forall h \in \mathcal{H} \quad (2.2)$$

We can also consider the worst-case cost, $\mathcal{C}_{\text{wc}}(\pi) = \max_h C(\mathcal{S}(\pi, h))$. For adaptive submodular problems, greedy policy provides guarantees for both.

For this thesis, we formulate our active information gathering problems as ones defined by [problem 1](#). However, it turns out that the same greedy algorithm provides guarantees for other problems of interest as well⁸.

Problem 2 (Adaptive Stochastic Maximization). *Let B be some budget on the total cost of tests we can run. We seek a policy that maximizes our objective function f (in expectation) subject this this budget constraint:*

$$\pi^* = \arg \max_{\pi} \mathbb{E}_{\mathcal{H}}[f(\mathcal{S}(\pi, h))] \text{ s.t. } C(\mathcal{S}(\pi, h)) \leq B \quad \forall h \in \mathcal{H} \quad (2.3)$$

⁸ In addition to the problems defined here, we can also provide guarantees for the sum at each time step. This is known as the *Adaptive Stochastic Min-Sum Cover* problem. The definition and bounds are provided by Golovin and Krause [[GK11](#)]

It turns out that the same greedy policy provides guarantees for all of these if the function satisfies *adaptive submodularity* and *adaptive monotonicity*.

2.3.2 Submodularity

First, let us consider the case when we do not condition on outcomes, optimizing for an open-loop plan. For this section, the objective is defined only over tests, and not their outcomes. Let $T \subseteq \mathcal{T}$ be a set of tests. We define the marginal utility as:

$$\Delta_f(t | T) = f(T \cup \{t\}) - f(T) \quad (2.4)$$

Submodularity [Nem+78] (diminishing returns): A function f is submodular if whenever $T \subseteq T' \subseteq \mathcal{T}$, $t \in \mathcal{T} \setminus T'$:

$$\Delta_f(t | T) \geq \Delta_f(t | T')$$

That is, the benefit of t to the smaller set T is at least as much as adding it to the superset T' .

Monotonicity (more never hurts): A function f is monotone if the marginal utility is always positive:

$$\Delta_f(t | T) \geq 0 \quad \forall T, t \notin T$$

The greedy algorithm maximizes $\frac{\Delta_f(t|T)}{c(t)}$, the marginal utility per unit cost. As outcomes are not incorporated, this corresponds to an open-loop plan.

If submodularity and monotonicity are satisfied, the greedy algorithm will be within a $(1 + \ln \max_t f(t))$ factor of the optimal solution to [problem 1](#) for integer valued f [Wol82], and $(1 - \frac{1}{e})$ of the optimal solution to [problem 2](#) [Nem+78].

It turns out that many natural notions of information, such as the reduction of Fisher Information [Hoi+06] and reduction of Shannon Entropy [KG05], are submodular. Natural applications of submodular maximization arise in many problems, such as physical sensing optimization problems, where the goal is to find the best locations to place sensors [Mut+07], document summarization [LB11], optimization of control libraries [Dey+12b; Dey+12a], social network analysis [Les+07], and many more.

2.3.3 Adaptive Submodularity

The guarantees for submodular maximization only hold in the *non-adaptive setting*, corresponding to an open-loop plan. Golovin and Krause [GK11] extended notions of submodularity and their corresponding bounds to the *adaptive setting*, where test selection can

depend on past observations. In this setting, the expected marginal benefit of performing an action is:

$$\Delta_f(t \mid \mathcal{S}) = \sum_h P(h \mid \mathcal{S}) [f(\mathcal{S} \cup \{(t, h(t))\}) - f(\mathcal{S})] \quad (2.5)$$

Adaptive Submodularity (diminishing returns in expectation): A function f is adaptive submodular if whenever $\mathcal{S} \subseteq \mathcal{S}' \subseteq \mathcal{T} \times \mathbf{O}$, $t \in \mathcal{T} \setminus \mathcal{S}'_T$:

$$\Delta_f(t \mid \mathcal{S}) \geq \Delta_f(t \mid \mathcal{S}')$$

That is, the expected benefit of adding t to a smaller set of evidence \mathcal{S} is at least as much as adding it to the superset \mathcal{S}' .⁹

Adaptive Monotonicity (more never hurts in expectation): A function f is adaptive monotone if the expected marginal utility is always positive:

$$\Delta_f(t \mid \mathcal{S}) \geq 0 \quad \forall \mathcal{S}, t \notin \mathcal{S}_T$$

Strong Adaptive Monotonicity (more never hurts): A function f is strongly adaptive monotone if it increases for any outcome we might observe¹⁰:

$$f(\mathcal{S} \cup \{(t, h(t))\}) - f(\mathcal{S}) \geq 0 \quad \forall h, t \notin \mathcal{S}_T$$

Similar to the submodular setting, the greedy algorithm maximizes $\frac{\Delta_f(t \mid \mathcal{S})}{c(t)}$. We refer to the policy that greedily maximizes this quantity as π^g .

Theorem 1 (Adaptive Stochastic Minimum Cost Cover [GK11]).

Let f be an adaptive submodular, strongly adaptive monotone, and self-certifying¹¹ function. Let η be any value such that $f(\mathcal{S}) > Q - \eta$ implies $f(\mathcal{S}) = Q$.¹² Let p_{\min} be the minimum prior probability of any hypothesis, $p_{\min} = \min_h P(h)$. Let π^* be any policy, (e.g. the optimal policy for [problem 1](#)). The expected cost of the greedy policy is bounded by:

$$\mathcal{C}(\pi^g) \leq \mathcal{C}(\pi^*) \left(\ln \frac{Q}{\eta} + 1 \right)$$

And the worst case cost is bounded by:

$$\mathcal{C}_{wc}(\pi^g) \leq \mathcal{C}_{wc}(\pi^*) \left(\ln \frac{Q}{\delta \eta} + 1 \right)$$

Theorem 2 (Adaptive Stochastic Maximization [GK11]). Let f be an adaptive submodular and adaptive monotone function. Let π^* be any policy (e.g. the optimal policy for [problem 2](#)). The expected objective of the greedy policy is bounded by:

$$f(\mathcal{S}(\pi^g, h)) > \left(1 - \frac{1}{e}\right) f(\mathcal{S}(\pi^*, h))$$

⁹ Note that this must hold for any set of selected tests, and outcomes we might observe.

¹⁰ It is easy to see that strong adaptive monotonicity implies adaptive monotonicity, as holding for every outcome implies holding in expectation.

¹¹ In this thesis, we are only concerned with self-certifying instances, where whenever the policy attains the maximum possible value, it has proof of this fact. See Golovin and Krause [GK11] for a rigorous definition.

¹² η generally corresponds to the minimum the function f can increase by.

[Theorem 1](#) and [Theorem 2](#) generalize the bounds for submodularity [[Nem+78](#); [Wol82](#)] to the adaptive setting. Proofs are provided by Golovin and Krause [[GK11](#)]. Functions which naturally exhibit these properties arise in active learning settings, where the reduction of version space probability mass [[Das04](#); [Now08](#); [GK11](#)], and variants for noisy tests and outcomes [[Gol+10](#); [Che+17](#)], are adaptive submodular. In addition to our work which utilizes this property to provide near-optimality guarantees in robotics ([chapters 3](#) and [4](#)) and user preference learning [[Hol+16](#)], it has been used by others for selecting viewpoints for partially occluded objects [[KL16](#)], and for autonomous driving [[Sad+17](#)].

Furthermore, adaptive submodularity enables the use of a lazy-greedy method [[Min78](#); [GK11](#)], where we can skip the reevaluation of some tests¹³.

In this thesis, we utilize these proofs to provide bounds for our information gathering methods, either to discover the true state of the world ([chapter 3](#)) or for gathering enough information to make a decision ([chapter 4](#)).

¹³ Suppose we have the cost-normalized marginal benefit for some test t , and it is greater than the previously computed cost-normalized marginal benefit for another test t' . Due to adaptive submodularity, we know the benefit of t' could not have increased, and thus can skip its reevaluation.

2.3.4 Adaptivity Gap

We have mentioned that submodular functions provide guarantees for open-loop plans, which do not condition on outcomes, while adaptive submodular functions provide guarantees for adaptive policies. Numerous works have investigated the *adaptivity gap* for maximizing these functions, which is the difference in performance of the optimal adaptive policy as compared to the optimal open-loop plan.

For [problem 1](#), Golovin and Krause [[GK11](#)] and Hollinger et al. [[Hol+11](#)] show that the adaptivity gap is exponential in the number of tests, even for adaptive submodular functions. As we formulate our information gathering problems ([chapters 3](#) and [4](#)) in this form, we implement adaptive policies.

However, for [problem 2](#), the adaptivity gap can be much smaller. While a general adaptivity gap is not known at this time, it has been studied for special cases, such as for set cover [[GV06](#)], or the probing problem [[AN16](#); [Gup+17](#)]. Depending on the particular problem, the adaptivity gap can range from $\frac{e}{e-1}$ [[AN16](#)], to 3 [[Gup+17](#)], to a function of the target [[GV06](#)], to numerous other values. Nonetheless, if the application can be formulated as in [problem 2](#), the adaptivity may be small. This has been used by Hollinger et al. [[Hol+13](#)] to provide bounds for an open-loop plan compared to the optimal policy for underwater robotic inspection.

2.3.5 Interactive Submodularity

Similar to adaptive submodularity, Guillory and Bilmes [GB10] define *interactive submodularity* for bounding the performance of greedy adaptive policies for [problem 1](#)¹⁴. However, this framework only provides guarantees for the worst-case performance, whereas adaptive submodularity provides bounds for the average-case and worst-case performance.

While the average-case bound provided by adaptive submodularity makes it more appealing, interactive submodularity is generally easier to show. It only requires *pointwise-submodularity*, where the function is submodular for any fixed hypothesis h . That is, $f(T, h)$ is submodular for every fixed h ¹⁵.

¹⁴ Guillory and Bilmes [GB11] extend these results to the case where $h^* \notin \mathcal{H}$

¹⁵ In particular, adaptive submodular functions require that the returns are diminishing for any observed outcome, and subsequent update to the distribution $P(h \mid \mathcal{S})$. In practice, showing that the expected marginal utility decreases for any possible update to this distribution can be tricky.

3

Hypothesis Pruning for Touch-Based Localization

In this chapter, we draw a connection between touch-based localization and (*adaptive*) *submodularity* (section 2.3), a natural diminishing returns property that renders a greedy algorithm near-optimal. We are motivated by the wide application and success of works in robotics which use the reduction of Shannon entropy, known as the *information gain*, for active information gathering [Cas+96; Bur+97; Fox+98; Bou+02; Zhe+05; Fu+07; Eri+08; Hsi+08; Heb+13; Sad+16b]. This metric is submodular under certain assumptions [KG05].

The guarantees for submodular maximization only hold in the *non-adaptive* setting (section 2.3), though we still may hope for good performance. *Adaptive submodularity* [GK11] extends the guarantees of submodularity to the adaptive setting, requiring properties similar to those of submodular functions. Unfortunately, information gain does not have these properties. With information gain as our inspiration, we design similar metrics that do.

A natural analog of maximizing information gain, which aims to concentrate the target distribution to a single point, is to *identify the true hypothesis*. This is known as the *Optimal Decision Tree* (ODT) problem [KB99]. An adaptive submodular method known as *Generalized Binary Search* (GBS) [Das04; Now08; Now09] solves this problem near-optimally [GB09; GK11]. We extend this method for touch-based localization, modelling the necessary assumptions and allowing for *noisy observations* while maintaining adaptive submodularity.

In this chapter, we present three greedy methods for selecting uncertainty reducing actions. The first is our variant of information gain. Our method is similar to previous works [Cas+96; Bur+97; Fox+98; Bou+02; Zhe+05; Fu+07; Eri+08; Hsi+08; Heb+13; Sad+16b], though we also enforce the assumptions required for submodular maximization. While there are no formal guarantees for applying this metric in the adaptive setting, we might hope for good performance. The latter two methods both satisfy adaptive submodularity, and differ in their models of noisy observations. Like GBS, these metrics

seek to maximize the expected number of hypotheses disproved by information gathering actions. We refer to this as *hypothesis pruning*. We apply these methods to touch-based localization in simulation, and report accuracy and computation time in [section 3.3](#). Finally, we show the applicability of these methods on a real robot.

3.1 Problem Formulation

Our formulation in this chapter builds on the general framework and variables described in [section 2.3](#). We restate the relevant definitions here, while drawing a connection to touch-based localization.

We represent uncertainty as a set of *hypotheses* $h \in \mathcal{H}$ with prior distribution $P(h)$. For touch-based localization, each h represents the full pose of the target object. We gather information by running *tests* $t \in \mathcal{T}$, which result in *outcomes/observations* $o \in \mathcal{O}$. For touch-based localization, these correspond to *guarded moves* [WG75], where the hand moves along a path until it feels contact. The corresponding outcome o tells us where along the trajectory the hand stopped, or that it reached the end without contact. Guarded moves been used for touch-based localization before [Hsi+08; Hsi09; PK11; Heb+13].

Given a set of test-outcome pairs, we can update the distribution over hypotheses, e.g. eliminate object locations which could not have resulted in contact at those locations. We call the set of test-outcome pairs our *evidence* $\mathcal{S} \subseteq \mathcal{T} \times \mathcal{O}$, where $\mathcal{S} = \{(t_1, o_1), \dots, (t_m, o_m)\}$. Given evidence \mathcal{S} , we update our distribution as $P(h \mid \mathcal{S})$. This quantity is similar to the notion of *belief states* in Partially Observable Mark Decision Processes (POMDPs) [Kae+98] in that it captures our current distribution of the world given the evidence so far.

We would like to find a *policy* π for running tests that allows us to *reduce uncertainty below some threshold* Q . Let $f(\mathcal{S})$ be a function measuring the reduction of uncertainty (e.g. decrease in Shannon entropy). A *policy* π maps the set of evidence so far \mathcal{S} to the next test to choose (or to stop running tests). We denote $\mathcal{S}(\pi, h)$ as the evidence we would gather (tests we would run and outcomes we would observe) by running policy π if hypothesis h were the true hypothesis. See [fig. 3.1](#) for an example execution of a policy used to localize a door handle with an initially unknown pose.

Our ultimate goal is to find a policy π which reduces uncertainty below Q while minimizing the cost of running tests. Each test t has a known cost $c(t)$. For touch-based localization, this corresponds to the length of the guarded-move trajectory, plus some cost for getting to the start. To gather evidence, we pay an additive cost for each test, $C(\mathcal{S}) = \sum_{t \in \mathcal{S}} c(t)$. We compute the expected and worst-case costs of




Figure 3.1: Hypothesis Pruning Touch-Based Localization for door grasping. Our method adaptively selected 3 information gathering actions, after which successfully grasped the door handle.



Figure 3.2: Touch-based localization as set cover. Each test-outcome pair amounts to covering (green area) the hypotheses (black dots) which do not agree, ruling out those hypotheses as they could not have generated that test-outcome pair. Maximize this coverage is adaptive submodular [GK11], rendering efficient greedy algorithms near-optimal.

a policy π as:

$$\begin{aligned} \mathcal{C}(\pi) &= \mathbb{E}_{\mathcal{H}}[C(\mathcal{S}(\pi, h))] \\ \mathcal{C}_{\text{wc}}(\pi) &= \max_h C(\mathcal{S}(\pi, h)) \end{aligned}$$

As formulated here, this corresponds exactly to the *Adaptive Stochastic Minimum Cost Cover Problem* (1), which we restate:

Problem 1 (Adaptive Stochastic Minimum Cost Cover). *Let Q be some quota of the objective function we wish to obtain (e.g. gather enough information to make a decision). We seek a policy that obtains this quota for any hypothesis $h \in \mathcal{H}$ while minimizing the expected cost:*

$$\pi^* = \arg \min_{\pi} \mathcal{C}(\pi) \text{ s.t. } f(\mathcal{S}(\pi, h)) \geq Q \quad \forall h \in \mathcal{H} \quad (2.2)$$

This is no surprise - we constructed our model specifically to enable this connection. With this connection made, we can view touch-based localization as an instance of (*adaptive*) *set cover*, a classic example of submodular maximization. In particular, our method attempts to “cover” the uncertainty, as illustrated in [fig. 3.2](#).

However, not all active touch-based localization methods fit in this framework. We require that certain assumptions are satisfied which are often violated [Hsi+08; Hsio9; Heb+13]. We now make clear these assumptions, and their implications for touch-based localization.

3.1.1 Submodularity Assumptions for Touch Localization

Fitting into the framework of submodular maximization necessitates certain assumptions, related to maintaining the diminishing-returns property of f . Broadly speaking, this states that the expected benefit of t diminishes as we gain more evidence. See [section 2.3](#) for a rigorous definition. In general, this corresponds to models where t does not change the state of the belief in such a way that a test t' becomes more informative than it would be now.

This requirement places certain restrictions on our framework. First, we cannot alter the underlying hypotheses $h \in \mathcal{H}$, so tests are not allowed to change the state of the environment or objects.

If we could, a non-informative test t could suddenly become very informative [Hsi09]. Therefore, we cannot intentionally reposition objects, or model object movement caused by contact. In a perfect world, guarded-moves would stop immediately on contact, satisfying this assumption.

Second, the cost of each test $C(t)$ must remain constant. In touch based localization, this means that a cost function based on the current position of the end-effector, which changes, is not applicable [Heb+13]. However, models where the end-effector is assumed to return to a fixed start position [Hsi09], do satisfy this requirement.

Finally, all tests must be available at every step. Intuitively, if tests are generated at each step, then a new test may simply be better than anything so far. Instead, we generate a large, fixed set of information gathering trajectories at the start. This further enables us to precompute quantities for our observations and updates, enabling faster computation.

When applied to touch-based localization, this framework lends itself towards heavy objects that remain stationary when touched. For such problems, we believe having an efficient algorithm with guaranteed near-optimality outweighs these limitations.¹

3.2 Metrics for Touch-Based Localization

We now define our various metrics for active information gathering for touch-based localization. Each corresponds to an instantiation of an objective function f , which we greedily optimize.

3.2.1 Information Gain

Information gain has been applied to touch-based localization before [Hsi08; Heb+13]. In contrast to these, we utilize a large fixed set of actions, enforce the assumptions from section 3.1.1, and use a particle-based model (as opposed to a histogram).

Following Krause and Guestrin [KG05], we define the information gain as the reduction in Shannon entropy. Let $H(\mathcal{H})$ be a measure of Shannon entropy for the distribution of hypotheses \mathcal{H} . Our objective is defined as:

$$f_{IG}(\mathcal{S}) = H(\mathcal{H}) - H(\mathcal{H} \mid \mathcal{S})$$

At each iteration, we maximize for the cost-normalized *marginal utility* Δ_f , defined here as²:

$$\Delta_{f_{IG}}(t) = \mathbb{E}_o[f_{IG}(\mathcal{S} \cup \{(t, o)\}) - f_{IG}(\mathcal{S}) \mid \mathcal{S}]$$

Krause and Guestrin [KG05] show that this function is monotone submodular if the evidence \mathcal{S} is conditionally independent given the

¹ One possible way to alleviate these limitations would be through near-touch sensors [Hsi09; JS12], which may enable information gathering actions similar to guarded moves without making contact.

² Instead of using the information gain, we could have also used the entropy of the resulting distribution directly, $\Delta_f = H(\mathcal{H} \mid \mathcal{S})$. This measure is also submodular [Fuj78], which follows directly from the “information never hurts” principle [CT91]. However, Krause and Guestrin [KG05] argue that this is a less direct measure for reducing uncertainty. Experimentally, they also show that information gain outperforms directly optimizing for entropy reduction.

hypothesis h . Thus, if we are evaluating this open-loop, we would be near-optimal compared to the optimal open-loop solution. However, this can actually perform exponentially worse than the online solution [GK11; Hol+11]. Therefore, we apply this method with an adaptive policy.

We also need to define the probability of an observation. Let t_h be the time of contact for using guarded move t if the object were at location h (fig. 3.3a). We consider a “blurred” measurement model where the probability of stopping at o conditioned on hypothesis h is weighted based on the time difference between o and t_h , using a Gaussian with σ modelling the measurement noise:

$$P(t_{\mathcal{H}} = o \mid h) \propto \exp\left(-\frac{|o - t_h|}{2\sigma^2}\right)$$

See fig. 3.3 for an illustration.

We could consider evaluating $H(\mathcal{H} \mid \mathcal{S})$ with a discrete entropy calculation, where each $h \in \mathcal{H}$ is treated as an individual item. However, our particle set \mathcal{H} models an underlying continuous distribution, and we would like to capture that. Thus, we instead fit a Gaussian to $P(\mathcal{H} \mid \mathcal{S})$ and evaluate the entropy of that distribution. Let $\Sigma_{\mathcal{S}}$ be the covariance over the weighted set of hypotheses given evidence \mathcal{S} , and N the number of parameters (typically x, y, z, θ). We approximate the entropy as:

$$H(\mathcal{H} \mid \mathcal{S}) \approx \frac{1}{2} \ln((2\pi e)^N |\Sigma_{\mathcal{S}}|)$$

After performing the selected test, we update the belief by reweighting hypotheses using our observation model and Bayes rule. We continue gathering evidence until we reach some desired threshold of $H(\mathcal{H} \mid \mathcal{S})$.

3.2.2 Hypothesis Pruning

Intuitively, information gain is attempting to reduce uncertainty by removing probability mass. Here, we formulate a method with this underlying idea that also satisfies properties of *adaptive submodularity* and *strong adaptive monotonicity*. We refer to this as Hypothesis Pruning, since the idea is to prune away hypotheses that do not agree with observations. Golovin et al. describe the connection between this type of objective and adaptive submodular set cover [GK11]. Our formulation is similar - see fig. 3.2 for a visualization.

We note that adaptive submodular functions [GK11] cannot handle noise - they require any hypothesis h be consistent with only one observation per test. However, we would like to model sensor noise. A standard method for alleviating this is to construct a non-noisy

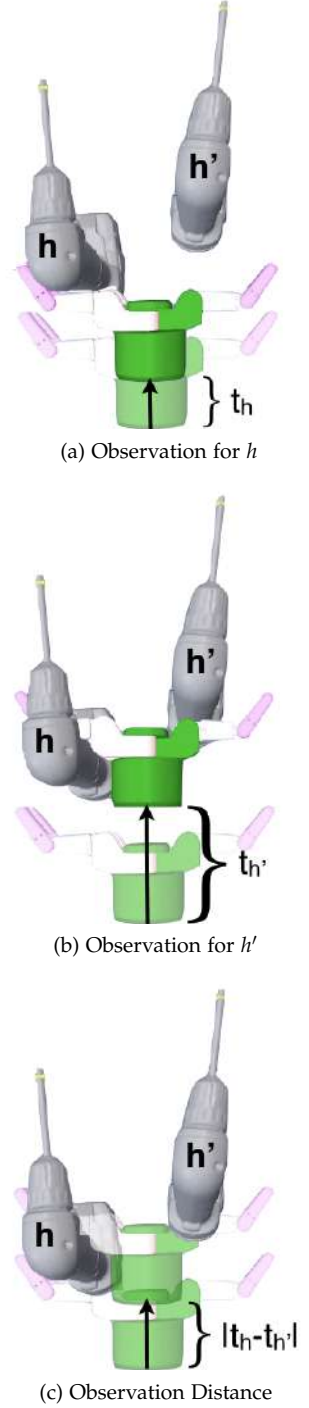


Figure 3.3: The observations for test t and two hypotheses, h and h' . Each observation t_h and $t_{h'}$ corresponds to the time along the straight line trajectory when contact first occurs with the object. We use the difference of times $|t_h - t_{h'}|$ when measuring how far apart observations are.

problem by generating a noisy hypothesis for every possible noisy observations of every $h \in \mathcal{H}$. Let $\Omega_T(h) = \{\hat{h}_1, \hat{h}_2, \dots\}$ be the function that generates the noisy hypotheses \hat{h}_i for every test \mathcal{T} . With this construction, we have transformed our problem into one where we have deterministic observations, one for each \hat{h}_i . Underlying our formulation, we consider constructing this problem. Luckily, we can compute our objective function on the original \mathcal{H} , and do not need to explicitly perform this construction. We present this more efficient computation below, and show how to construct the equivalent non-noisy problem in [appendix A.1.1](#).

As before, we consider a “blurred” measurement model through two different observation models. In the first, we define a cutoff threshold d_T . If a hypothesis is within the threshold, we keep it entirely. Otherwise, it is removed. We call this metric *Hypothesis Pruning* (HP). In the second, we downweight hypotheses with a (non-normalized) Gaussian, effectively removing a portion of the hypothesis. We call this metric *Weighted Hypothesis Pruning* (WHP). The weighting functions are:

$$\omega_o^{\text{HP}}(t_h) = \begin{cases} 1 & \text{if } |o - t_h| \leq d_T \\ 0 & \text{else} \end{cases}$$

$$\omega_o^{\text{WHP}}(t_h) = \exp\left(-\frac{|o - t_h|^2}{2\sigma^2}\right)$$

Given evidence \mathcal{S} , we define $w_{\mathcal{S}}(h)$ as the downweighted h given \mathcal{S} , corresponding to the product of weights:

$$w_{\mathcal{S}}(h) = \left(\prod_{\{t,o\} \in \mathcal{S}} \omega_o(t_h) \right) P(h)$$

Note that this can never increase the probability - for any \mathcal{S} , $w_{\mathcal{S}}(h) \leq P(h)$.

Define $M_{\mathcal{S}}$ as the total weight of hypothesis given evidence \mathcal{S} , and $m_{\mathcal{S},t,o}$ as the weight of hypotheses remaining after an additional test t and observation o :

$$M_{\mathcal{S}} = \sum_{h \in \mathcal{H}} w_{\mathcal{S}}(h)$$

$$m_{\mathcal{S},t,o} = \sum_{h \in \mathcal{H}} w_{\mathcal{S}}(h) \omega_o(t_h)$$

We can now define our objective function for any partial realization \mathcal{S} , corresponding to removing probability mass:

$$f(\mathcal{S}) = 1 - M_{\mathcal{S}} \tag{3.1}$$

In particular, we define two objective functions f_{HP} and f_{WHP} , which correspond to computing the probability mass with the two weighting function ω^{HP} and ω^{WHP} , respectively.

In practice, we need to discretize the infinite observation set \mathcal{O} . Formally, we require that an equal number of observations per hypothesis h are considered. That is, for any test t and any hypotheses h_i, h_j , $|\Omega_t(h_i)| = |\Omega_t(h_j)|^3$. In practice, we sample observations uniformly along the trajectory to approximately achieve this effect.

To calculate the expected marginal utility, we also need to define the probability of receiving an observation over all hypotheses. We present it here, and show the derivation in [appendix A.1.2](#). Intuitively, this will be proportional to how much probability mass agrees with the observation. Let \mathcal{O}_t be the set of all possible observations for test t :

$$P(t_{\mathcal{H}} = o | \mathcal{S}) = \frac{m_{\mathcal{S},t,o}}{\sum_{o' \in \mathcal{O}_t} m_{\mathcal{S},t,o'}}$$

The expected marginal utility corresponds to the expected weight of hypotheses we remove:

$$\begin{aligned} \Delta_f(t | \mathcal{S}) &= \mathbb{E}_{o \in \mathcal{O}_t} [f(\mathcal{S} \cup \{(t, o)\}) - f(\mathcal{S}) | \mathcal{S}] \\ &= \sum_{o \in \mathcal{O}_t} \frac{m_{\mathcal{S},t,o}}{\sum_{o' \in \mathcal{O}_t} m_{\mathcal{S},t,o'}} [M - m_{\mathcal{S},t,o}] \end{aligned}$$

The greedy policy π^g maximizes the expected weight of hypotheses removed per unit cost, $\frac{\Delta_f(t|\mathcal{S})}{c(t)}$. After selecting an test and receiving an observation, hypotheses are removed or downweighted as described above, and test selection is iterated. We now present our main guarantee:

Theorem 3 (Performance Bound of HP and WHP). *Let our objective function be f as defined in [eq. \(3.1\)](#), utilizing either weighting function ω^{HP} or ω^{WHP} . Define a threshold Q for the total weight of hypotheses we wish to remove. Let η be any value such that $f(\mathcal{S}) > Q - \eta$ implies $f(\mathcal{S}) \geq Q$ for all \mathcal{S} . Let π_{avg}^* and π_{wc}^* be the optimal policies minimizing the expected and worst-case cost of tests selected, respectively. The greedy policy π^g satisfies:*

$$\begin{aligned} \mathcal{C}(\pi^g) &\leq \mathcal{C}(\pi^*) \left(\ln \frac{Q}{\eta} + 1 \right) \\ \mathcal{C}_{\text{wc}}(\pi^g) &\leq \mathcal{C}_{\text{wc}}(\pi^*) \left(\ln \frac{Q}{\delta\eta} + 1 \right) \end{aligned}$$

With δ a constant based on the underlying non-noisy problem, described in [appendix A.1.3](#).

Our proof, located in [appendix A.1](#), shows that f_{HP} and f_{WHP} are adaptive submodular and strongly adaptive monotone. We then utilize theorems 5.8 and 5.9 of [\[GK11\]](#) to provide our bound.

In addition to being within a logarithmic factor of optimal, adaptive submodularity enables an efficient lazy-greedy algorithm, which

³ Note that we must be consistent between contact and no-contact observations. That is, if we believe test t will contact h_i but not h_j , it still must be that $|\Omega_t(h_i)| = |\Omega_t(h_j)|$. Thus, we also have multiple noisy no-contact observations. See [appendix A.1.2](#) for details.

If we utilize ω^{HP} as our weighting function, we can use $\eta = \min_h p(h)$. If we utilize ω^{WHP} , η is related to how we discretize observations.

does not reevaluate all tests at every step, speeding up computation [Min78; GK11].

3.3 Experiments

We implement greedy test selection with each of the metrics described above (IG, HP, WHP). In addition, we compare against two other methods - random test selection, and a simple human-designed method which approaches the object orthogonally along the X, Y and Z axes. Each object pose h consist of a 4-tuple $(x, y, z, \theta) \in \mathbb{R}^4$, where (x, y, z) are the coordinates of the object’s center, and θ is the rotation about the z axis.

We implement our algorithms using a 7-dof Barret arm with an attached 4-dof Barret hand. We localize two objects: a drill upright on a table, and a door. We define an initial sensed location $X_s \in \mathbb{R}^4$. To generate the initial \mathcal{H} , we sample a Gaussian distribution $N(\mu, \Sigma)$, where $\mu = X_s$, and Σ is the prior covariance of the sensor’s noise. For simulation experiments, we also define the ground truth pose $X_t \in \mathbb{R}^4$.

For efficiency purposes, we also use a fixed number of hypotheses $|\mathcal{H}|$ at all steps, and resample after each selection, adding small noise to the resampled set.

3.3.1 Action Generation

We generate our *guarded moves* [WG75] as linear motions of the end effector, consisting of a starting pose and a movement vector. Each test starts outside of all hypotheses, and moves as far as necessary to contact every hypothesis along the path. Note that using straight-line trajectories is not a requirement for our algorithm. We generate tests via three main techniques.

SPHERE SAMPLING

Starting positions are generated by sampling a sphere around the sensed position X_s . For each starting position, the end-effector is oriented to face the object, and the movement direction set to X_s . A random rotation is applied about the movement direction, and a random translation along the plane orthogonal to the movement.

NORMAL SAMPLING

These tests are intended to have the hand’s fingers contact the object orthogonally. First, we uniformly sample random contacts from the surface of the object. Then, for each fingertip, we align its pre-defined

contact point and normal with our random sample, and randomly rotate the hand about the contact normal. We then set the movement direction as the contact normal.

TABLE CONTACTING

We generate random start points around the sensed position X_s , and orient the end effector in the $-z$ direction. These are intended to contact the table which the object is on, and reduce uncertainty in z .

3.3.2 Simulation Experiments Setup

We simulate an initial sensor error as $X_t - X_s = (0.015, -0.015, -0.01, 0.05)$ (in meters and radians). Our initial random realization \mathcal{H} is sampled from $N(\mu, \Sigma)$ with $\mu = X_s$, and Σ a diagonal matrix with $\Sigma_{xx} = 0.03$, $\Sigma_{yy} = 0.03$, $\Sigma_{zz} = 0.03$, $\Sigma_{\theta\theta} = 0.1$. We fix $|\mathcal{H}| = 1500$ hypotheses.

We then generate an identical test set \mathcal{T} for each metric. The set consists of the 3 human designed trajectories, 30 sphere sampled trajectories, 160 normal trajectories, and 10 table contact trajectories (section 3.3.1), giving $|\mathcal{T}| = 203$.

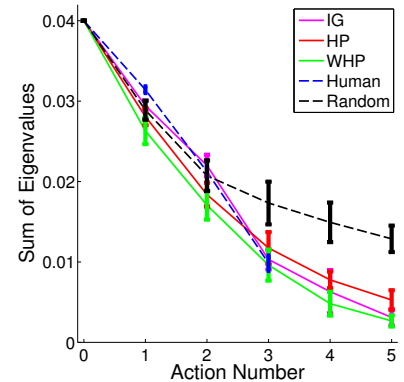
We run 10 experiments using a different random seed for each, generating a different set \mathcal{T} and \mathcal{H} , but ensuring each metric has the same \mathcal{T} and initial \mathcal{H} for a random seed. Each method chooses a sequence of five tests, except the human designed sequence which consists of only three tests.

3.3.3 Simulation Experiments Results

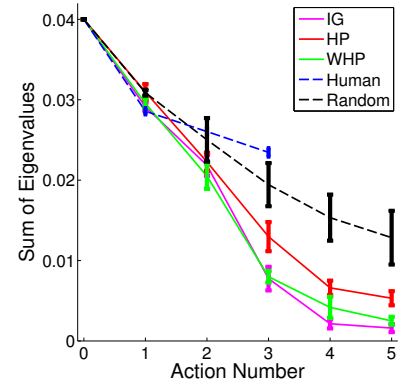
We analyze the uncertainty reduction of each metric as the sum of eigenvalues of the covariance matrix, shown in fig. 3.4. All metrics were able to reduce the uncertainty significantly – confirming that that even random tests reduce uncertainty [PK11]. However, as the uncertainty is reduced, the importance of test selection increases, as evidenced by the relatively poor performance of random selection for the later tests. Additionally, we see the human designed trajectories are effective for the drill, but perform poorly on the door. Unlike the drill, the door is not radially symmetric, and its flat surface and protruding handle offer geometric landmarks that our test selection metrics can exploit.

For one drill experiment, we also display the first 5 tests selected in table 3.2. Note that the tests selected are very different, while performance appears similar.

Observation 1: Information Gain (IG), Hypothesis Pruning (HP), and Weighted Hypothesis Pruning (WHP) all perform similarly well. On the one hand, you might expect IG to perform poorly with adap-



(a) Drill Covariance Evolution



(b) Door Covariance Evolution

Figure 3.4: Uncertainty after each test for drill and door experiments. The bars show the mean and 95% CI of the sum of eigenvalues of the covariance matrix over experiments described in section 3.3.2.

	IG	HP	WHP
TIME (s)	47.171 ± 0.25	8.41 ± 0.58	25.70 ± 0.29

Table 3.1: Time to select one test for each metric, average and 95% CI over drill experiments described in [section 3.3.2](#)

tive greedy selection, as we don’t have any guarantees. On the other, Shannon entropy has many properties that make it a good measure of uncertainty. [Figure 3.4](#) displays the covariance of all particles, which is the criterion IG directly optimizes. Note that, surprisingly, HP and WHP perform comparably despite not directly optimizing this measure.

Observation 2: The HP and WHP perform faster than IG ([table 3.1](#)). This is due to their inherent simplicity and the more efficient lazy-greedy algorithm [[Min78](#); [GK11](#)]. Additionally, we lose little performance with large computational gains with the non-weighted observation model of HP.

3.3.4 Robot Experiments

We implemented each of our methods (IG, HP, WHP) on a robot with a Barret arm and hand, and attempted to open a door. X_s is initialized with a vision system corrupted with an artificial error of $0.035m$ in the y direction. Our initial random realization \mathcal{H} is sampled from $N(\mu, \Sigma)$ with $\mu = X_s$, and Σ a diagonal matrix with $\Sigma_{xx} = 0.02$, $\Sigma_{yy} = 0.04$, $\Sigma_{zz} = 0.02$, $\Sigma_{\theta\theta} = 0.08$. We fix $|\mathcal{H}| = 2000$ hypotheses. We initially generate 600 normal tests trajectories ([section 3.3.1](#)), though after checking for kinematic feasibility, only about 70 remain.

We utilize each of our uncertainty reducing methods prior to using an open-loop sequence to grasp the door handle. Once a method selects the next test, we motion plan to its start pose and perform the straight line guarded-move using a task space controller. We sense contact by thresholding the magnitude reported by a force torque sensor in the Barret hand.

Without touch localization, the robot missed the door handle entirely. With any of our localization methods, the robot successfully opened the door, needing only two uncertainty reducing tests to do so. Selected tests are shown in [table 3.3](#).

Observation 3: Using our faster adaptive submodular metrics, selecting a test takes approximately as long as planning and executing it. This suggests that adaptive test selection will often outperform a non-adaptive plan generated offline that requires no planning time, but more tests.

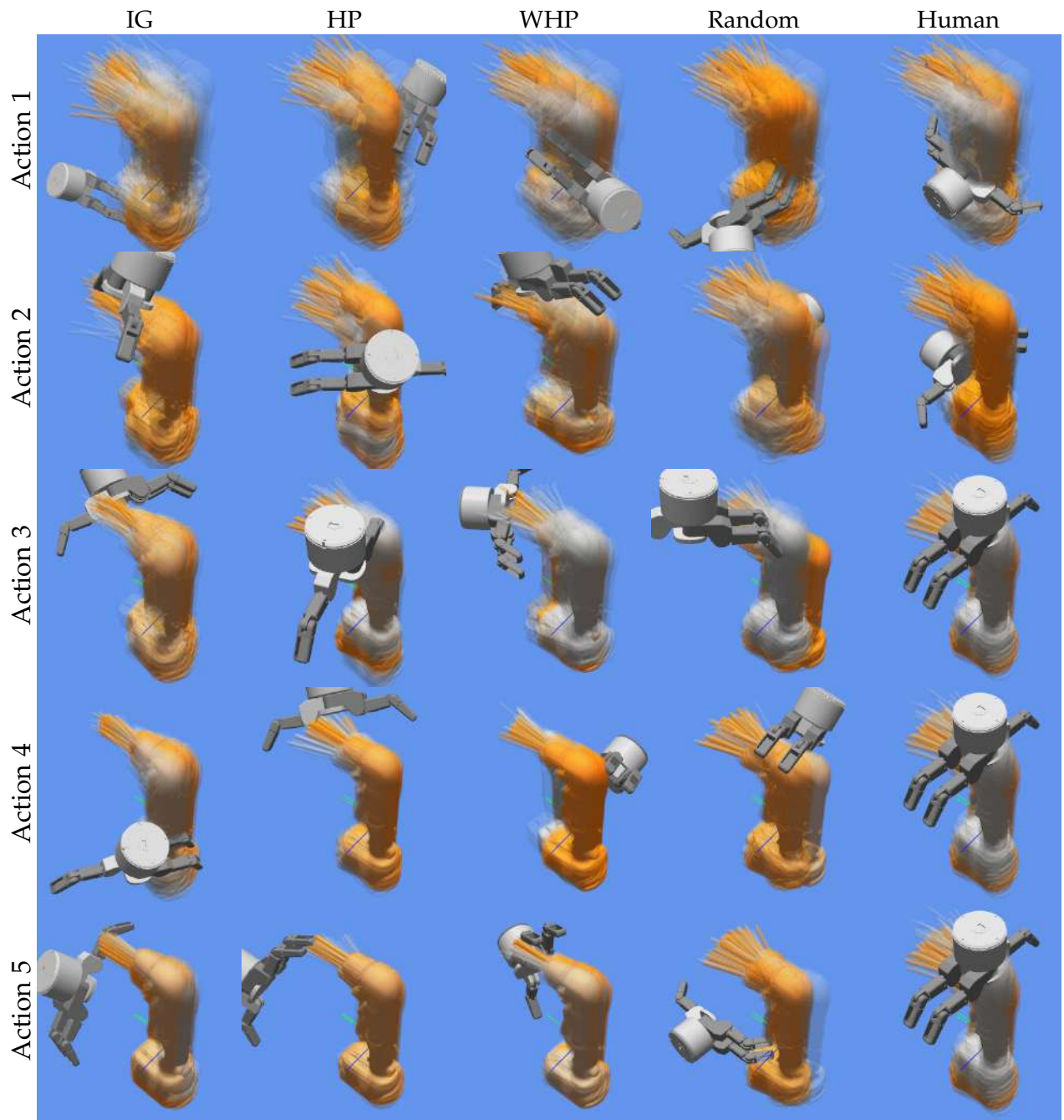


Table 3.2: First five tests selected for each metric in one of our drill experiments (except Human, which only has 3 tests). Hypotheses prior to the test are grey, and hypotheses updated after observation are yellow.




Table 3.3: Tests selected during robot experiment. Note that IG and HP select the same first test. All metrics led to a successful grasp of the door handle.

3.4 Discussion

In this work, we made a connection between submodularity and information gathering in robotics with specific application to touch-based localization. Our insight stems from noting that many natural notions of information, such as the reduction of Fisher Information [Hoi+06] and reduction of Shannon Entropy [KG05], are submodular. This property renders an efficient greedy policy near-optimal [Nem+78; Wol82], an attractive property for active information gathering as the computational cost grows exponentially with search depth.

We first provided the specific assumptions required to model active information gathering problems in robotics as submodular maximizations (section 3.1.1). With these assumptions, we presented our own submodular variant of the *information gain* (IG) (section 3.2.1), a commonly used metric in robotics [Cas+96; Bur+97; Fox+98; Bou+02; Zhe+05; Fu+07; Eri+08; Hsi+08; Heb+13; Sad+16b]. This renders the greedy algorithm near-optimal in the *open-loop* setting, where the system does not choose tests based on observations it has received. Next, we presented our own metrics, Hypothesis Pruning (HP) and Weighted Hypothesis Pruning (WHP) (section 3.2.2) which satisfy *adaptive submodularity* [GK11]. This enabled us to show that greedy selection is guaranteed to provide near-optimal performance in the *adaptive* setting. In addition, these metrics are much faster, both due

to their simplicity and a more efficient lazy-greedy algorithm [Min78; GK11].

One potential downside of this work is that it reduces uncertainty *indiscriminately*, without consider the task at hand. For example, actions meant to grasp a hand can often tolerate uncertainty inherently [DS10], enabling us to perform the task successfully perform without identifying the true hypothesis. We address this limitation in chapter 4.

4

Decision Region Determination (DRD)

In [chapter 3](#), we choose tests that reduce uncertainty about the set of hypotheses directly. In many practical problems, we are primarily concerned about *reducing uncertainty for the purpose of making a decision*. That is, we would like to reduce uncertainty in a structured way to ensure a decision will be successful. Choosing tests that reduce uncertainty dramatically, but still leave it unclear what action to choose, will not be effective.

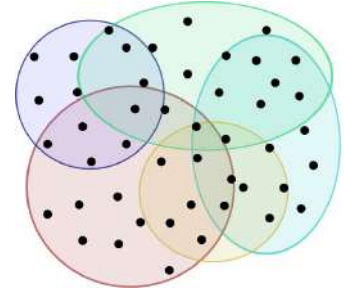
This is captured most generally by the decision-theoretic *Value of Information* (VoI) [[How66](#)]. Unfortunately, optimizing this criterion in general probabilistic models is NP^{PP} -complete [[KGo9](#)].

Instead, we construct the Decision Region Determination (DRD) problem ([section 4.1](#)), which captures uncertainty reduction for decision making in a discrete setting. We design surrogate objectives for this problem, maximized if and only if uncertainty is reduced enough to make a decision. Crucially, we prove that our objectives satisfy *adaptive submodularity* and *strong adaptive monotonicity* ([section 2.3](#)), enabling us to provide near-optimality guarantees with a simple greedy algorithm [[GK11](#)]. Experimentally, we show that our methods outperform optimizing for VoI directly, requiring fewer tests before a decision can be made.

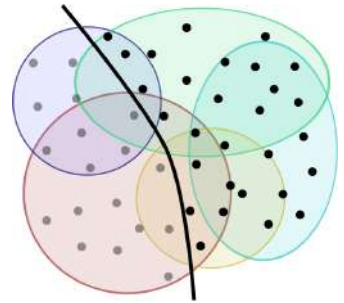
We present two efficient greedy methods with near-optimality guarantees. The first, *HyperEdge Cutting* (HEC, [section 4.2](#)), exhibits a tighter optimality bound, but is computationally inefficient in large domains. The second, *Decision Region Edge Cutting* (DIRECT, [section 4.4](#)), is computationally more efficient, with a looser bound, but has nearly the same empirical performance.

4.1 Decision Region Determination (DRD) Problem Statement

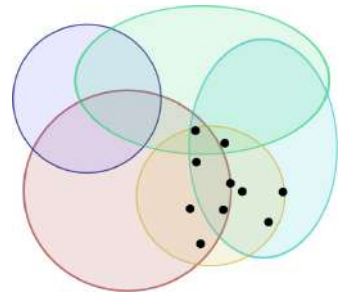
We present the Decision Region Determination (DRD) problem for reducing uncertainty for decision making. As before, we represent uncertainty as a set of *hypotheses* $h \in \mathcal{H}$ with prior distribution P .



(a) Hypotheses and Decision Regions



(b) Test and Outcome



(c) Uncertainty in Decision Region

Figure 4.1: (a) The Decision Region Determination (DRD) problem, depicted with dots for hypotheses and circles for decision regions. (b) Each test and outcome eliminates a subset of hypotheses. (c) We aim to encapsulate all remaining hypotheses in any one decision region. While hypotheses, decisions, and tests are depicted spatially, our method utilizes arbitrary sets for each.

We gain information by running *tests* $t \in \mathcal{T}$, which produce *outcomes* $o \in \mathcal{O}$. Each test and outcome eliminate inconsistent hypotheses¹.

In addition, suppose we have a set of *decisions* \mathcal{R} , with the eventual goal of selecting one after gathering information. For example, in medical diagnosis, we choose a treatment; in robotic manipulation, we press a button; in content search, we recommend a particular movie. Each *decision region* $r \in \mathcal{R}$ corresponds to the set of hypotheses for which it would succeed, i.e., $r \subseteq \mathcal{H}$. Formally, we also assume that the set of hypotheses is covered by the collection of decision regions, i.e., $\mathcal{H} = \cup_{r \in \mathcal{R}} r$.

Our goal is to select tests that quickly concentrate all consistent hypotheses in a single decision region. Upon doing so, we know a decision that would succeed. See [fig. 4.1](#).

Importantly, we need not reduce all uncertainty (i.e. identify h^*) to make a decision. For example, to push a button, we can tolerate uncertainty related to the size of the button and the direction we will push ([fig. 4.2](#)). Compared to our prior work ([chapter 3](#)), and the commonly used metric of reduction of Shannon entropy [[Cas+96](#); [Bur+97](#); [Fox+98](#); [Bou+02](#); [Zhe+05](#); [Fu+07](#); [Eri+08](#); [Hsi+08](#); [Heb+13](#); [Sad+16b](#)], we desire an algorithm that reduces uncertainty while considering the possible decisions. Similar methods have outperform indiscriminate uncertainty reduction, requiring fewer tests before a decision can be made [[Hsi09](#)].

Recall that our *evidence* so far is captured by the set of test-outcome pairs, $\mathcal{S} \subseteq \mathcal{T} \times \mathcal{O}$, where $\mathcal{S} = \{(t_1, h^*(t_1)), \dots, (t_m, h^*(t_m))\}$. Given the evidence, we denote the resulting set of consistent hypotheses as the *version space* $\mathcal{V}(\mathcal{S})$, defined in [eq. \(2.1\)](#).

We would like to find a *policy* π for running tests that allows us to *determine a decision region* r the true hypothesis h^* is guaranteed to lie in. Formally, a policy π is a function from a set of evidence so far \mathcal{S} , to the next test to choose (or to stop running tests). Upon termination, we require that $\mathcal{V}(\mathcal{S}) \subseteq r$ for some $r \in \mathcal{R}$.

Our ultimate goal is to find a policy that determines a suitable decision while minimizing the cost of tests. As before, let $\mathcal{S}(\pi, h)$ be the evidence we would gather (tests we would run and observations we would receive) by running policy π if hypothesis h were the true hypothesis. Each test t has a known cost $c(t)$. To gather evidence, we pay an additive cost for each test, $C(\mathcal{S}) = \sum_{t \in \mathcal{S}_T} c(t)$. We compute the expected cost of a policy π as²:

$$C(\pi) = \mathbb{E}_{\mathcal{H}}[C(\mathcal{S}(\pi, h))]$$

We are now ready to define our problem, which is similar to [problem 1](#):

¹ See [section 2.3](#) and [table 2.1](#) for more rigorous variable definitions.



Figure 4.2: A decision region for pushing the button of a microwave. Each decision corresponds to putting the end-effector at a particular position and moving forward. For each decision, there are many poses of the microwave for which it would succeed. Instead of finding fully localizing the microwave, our goal is to reduce uncertainty just enough to know a particular decision will succeed.

² As before, we can also consider the worst-case cost, $C_{wc}(\pi) = \max_h C(\mathcal{S}(\pi, h))$. We focus here on the average-case cost, but similar bounds also hold for the worst-case cost with the same methods. See [section 2.3.3](#) for details.

Problem 3 (Decision Region Determination (DRD)). *We seek a policy that guarantees the version space is encapsulated by any decision region while minimizing the cost to do so:*

$$\pi^* = \arg \min_{\pi} C(\pi) \text{ s.t. } \forall h, \exists r : \mathcal{V}(\mathcal{S}(\pi, h)) \subseteq r \quad (4.1)$$

Special cases of [problem 3](#) have been studied before. In particular, when each hypothesis is contained in a dedicated decision region, this is called the Optimal Decision Tree (ODT) problem [KB99]. More generally, the special case where the regions *partition* the hypothesis space (i.e., do not overlap), is called the Equivalence Class Determination (ECD) problem [Gol+10]. For both of these special cases, it is known that finding a policy π for which $C(\pi) \leq C(\pi^*)O(\ln n)$ is NP-hard [Cha+07]. Here, π^* indicates the optimum policy.

4.1.1 General Strategy

Optimizing directly for [eq. \(4.1\)](#) is intractable. Instead, our general strategy will be to transform [problem 3](#) into an alternative representation which is more amenable to optimization. In particular, we construct surrogate objectives f which are maximized if and only if [problem 3](#) is solved. Importantly, these functions satisfy both *strong adaptive monotonicity* and *adaptive submodularity*. Golovin and Krause [GK11] show that if a function satisfies these properties, then an efficient greedy algorithm provides near optimal solutions. See [section 2.3.3](#) for definitions and details.

We then choose tests to maximize f , which results in [problem 3](#) being solved near-optimally.

4.1.2 Special case: Equivalence Class Determination

In general, multiple decisions are equally suitable for a hypothesis (e.g. many ways to grasp an object). Hence, decision regions overlap ([fig. 4.1a](#)), where hypotheses can be in multiple decision regions.

As a special case of the Decision Region Determination problem, the *Equivalence Class Determination* (ECD) problem [Gol+10] only allows *disjoint* decision regions, i.e., $r_i \cap r_j = \emptyset$ for $i \neq j$. This means that each hypothesis h is associated with a unique decision. For this problem, Golovin et al. [Gol+10] present the EC^2 algorithm. Our algorithms extend EC^2 to the case of *overlapping* decision regions. We review this algorithm here, which serves as an inspiration for our approaches.

Here, hypotheses are considered as nodes in a graph $G = (V, E)$, and weighted edges are drawn between hypotheses in different deci-

sion regions. Formally:

$$E = \cup_{i \neq j} \{\{h, h'\} : h \in r_i, h' \in r_j\}$$

Where the weight of an edge is $w(\{h, h'\}) = P(h) \cdot P(h')$; similarly, the weight of a set of edges is $w(E') = \sum_{e \in E'} w(e)$. Note that, by construction, these edges are what must be disambiguated in order to make a decision - if an edge exists, then we are unsure which decision to make. Likewise, if there are no edges, everything is in a single region, and [problem 3](#) is solved.

Analogous to the definition of $\mathcal{V}(\mathcal{S})$ in [eq. \(2.1\)](#), we define the set of edges consistent with \mathcal{S} as those edges where both hypotheses incident to the edge are consistent:

$$E(\mathcal{S}) = \{\{h, h'\} \in E : \forall (t, o) \in \mathcal{S}, h(t) = o, h'(t) = o\} \quad (4.2)$$

A test t with outcome o is said to “cut” edges which are no longer consistent (when either of incident hypotheses are inconsistent). Performing tests will cut edges, and we aim to eliminate all edges while minimizing the expected cost incurred, i.e. the number of tests required.

The EC^2 objective is defined as the total weight of edges cut:

$$f_{EC}(\mathcal{S}) = w(E) - w(E(\mathcal{S}))$$

As in our general strategy, Golovin et al. [[Gol+10](#)] show that f_{EC} is maximized if and only if the ECD problem is solved, where all remaining hypotheses are encapsulated by one decision region. Furthermore, they show that f_{EC} satisfies both *strong adaptive monotonicity* and *adaptive submodularity*, rendering greedy solutions near-optimal. However, these results only hold when decision regions are disjoint³.

We now present two methods with the same general strategy for the more general DRD problem, and analyze them both theoretically and empirically.

4.2 The HyperEdge Cutting (HEC) Method

We now introduce and analyze our first method – *HyperEdge Cutting* (HEC). Here, we transform the problem into alternative representation – a hypergraph for splitting decision regions. Observing certain test outcomes corresponds to downweighting or cutting hyperedges in this hypergraph. The construction is chosen so that cutting all hyperedges is a necessary and sufficient condition for driving all uncertainty into a single decision region.

Briefly, a hypergraph \mathbf{G} is a pair $\mathbf{G} = (X, E)$, where X is a set of elements called *nodes*, and E is a collection of multisets of \mathcal{X} called

³ Additionally, this objective is fast to compute by noting that the sum of edge weights is a *elementary symmetric polynomial* of order 2. See [[Gol+10](#)] for details.

hyperedges. We note that we can fully specify the DRD problem by setting $X = \mathcal{H}$, $E = \mathcal{R}$. We refer to this hypergraph as the *region hypergraph* $\mathbf{G}^r = (\mathcal{H}, \mathcal{R})$.

4.2.1 Splitting Hypergraph Construction

We construct a different hypergraph, the *splitting hypergraph* \mathbf{G}^s , and define our objective on that. Here, our hyperedges are not sets, but *multisets*, a generalization of sets where members are allowed to appear more than once. As a result, a node can potentially appear in a hyperedge multiple times. The cardinality of a hyperedge refers to how many nodes it is connected to.

We observe that for solving the DRD problem, we can group together all hypotheses that share the same region assignments. We refer to this grouping as a *subregion* g , and the set of all subregions as \mathcal{G} . More formally, for any pair $h_k \in g_i$ and $h_l \in g_i$, we have $h_k \in r_j$ if and only if $h_l \in r_j$. In a slight abuse of notation, we say that a subregion is contained in a region, $g \in r$, if $\forall h \in g, h \in r$ (fig. 4.3b). Similarly, we say that $h \in e$ if $\exists g \in e$ s.t. $h \in g$. It is easy to see that all remaining hypotheses $\mathcal{V}(\mathcal{S})$ are contained in r if and only if all remaining subregions are contained in r .

We construct the splitting hypergraph \mathbf{G}^s over these subregions. Each subregion $g \in \mathcal{G}$ corresponds to a node. The hyperedges $e \in \mathcal{E}$ consist of all multisets of precisely k subregions, $e = \{g_1, \dots, g_k\}$, such that a single decision region does not contain them all (we will describe how k is selected momentarily). Note that hyperedges can contain the same subregion multiple times. Formally,

$$\mathcal{E} = \{e : |e| = k \wedge \nexists r \text{ s.t. } \forall h \in e, h \in r\}. \quad (4.3)$$

Our splitting hypergraph is defined as $\mathbf{G}^s = (\mathcal{G}, \mathcal{E})$. Figure 4.3b illustrates the splitting hypergraph obtained from the DRD instance of fig. 4.3a.⁴

Hyperedge Cardinality k . Key to attaining our results is the proper selection of hyperedge cardinality k . If k is too small, our results won't hold, and our method won't solve the DRD problem. If k is too large, we waste computational effort, and our theoretical bounds loosen. Here, we define the cardinality we use practically. Our theorems hold for a smaller, more difficult to compute k as well. See appendix A.2 for details.

$$k = \min \left(\max_{h \in \mathcal{H}} |\{r : h \in r\}|, \max_{r \in \mathcal{R}} |\{g : g \in r\}| \right) + 1 \quad (4.4)$$

Note that each term is a property of the original region hypergraph \mathbf{G}^r : $\max_h |\{r : h \in r\}|$ is the maximum degree of any node, and

⁴ We could consider defining a hypergraph where hyperedges are sets instead of multisets, without containing the same subregion multiple times, and use this to solve the DRD problem. However, when hyperedges have varying cardinality, the objective no longer satisfies adaptive submodularity.

$\max_r |\{g : g \in r\}|$ bounds the maximum cardinality of hyperedges.⁵

4.2.2 Relating DRD and HEC

By construction, these hyperedges correspond to hypotheses we must disambiguate if we are to make a decision. We utilize this to make progress for [problem 3](#). Observing a set of test-outcomes $\mathcal{S} \subseteq \mathcal{T} \times \mathcal{O}$ eliminates inconsistent hypotheses, and consequently downweights or eliminates (“cuts”) incident hyperedges ([fig. 4.3c](#)). Analogous to the definition of $\mathcal{V}(\mathcal{S})$ in [eq. \(2.1\)](#) and consistent edges in EC^2 in [eq. \(4.2\)](#), we define the set of hyperedges consistent with \mathcal{S} by

$$\mathcal{E}(\mathcal{S}) = \{e \in \mathcal{E} : \forall (t, o) \in \mathcal{S} \forall h \in e, h(t) = o\} \quad (4.5)$$

The following result guarantees that cutting all hyperedges is a necessary and sufficient condition for success, i.e., driving all uncertainty into a single decision region.

Theorem 4 (Relation of DRD and HEC). *Suppose we construct a splitting hypergraph by drawing hyperedges of cardinality k according to [eq. \(4.3\)](#). Let $\mathcal{S} \subseteq \mathcal{T} \times \mathcal{O}$ be a set of evidence. All consistent hypotheses lie in some decision region if and only if all hyperedges are cut, i.e.,*

$$\mathcal{E}(\mathcal{S}) = \emptyset \Leftrightarrow \exists r : \mathcal{V}(\mathcal{S}) \subseteq r$$

The proof is provided in [appendix A.2.2](#). Thus, the [problem 3](#) is equivalent to finding a policy of minimum cost that cuts all hyperedges. This insight suggests a natural algorithm: select tests that cut as many edges as possible (in expectation). In the following, we formalize this approach.

4.2.3 Solving DRD through HyperEdge Cutting

Given the above construction, we define a suitable objective function whose maximization will ensure that we pick tests to remove hyperedges quickly, thus providing us with a method that identifies a correct decision region. First, we define the weight of a subregion as the sum of hypothesis weights, $p(g) = \sum_{h \in g} p(h)$. We define the weight of a hyperedge $e = \{g_1, \dots, g_k\}$ as $w(e) = \prod_{i=1}^k P(g_i)$. More generally, we define the weight of a collection of hyperedges as $w(\{e_1, \dots, e_n\}) = \sum_{i=1}^n w(e_i)$. Now, given a pair of test/observation (t, o) , we can identify the set of inconsistent hypotheses, which in turn implies the set of hyperedges that should be downweighted or removed. Formally, given a set of test/observation pairs $\mathcal{S} \subseteq \mathcal{T} \times \mathcal{O}$, we define its utility $f_{\text{HEC}}(\mathcal{S})$ as

$$f_{\text{HEC}}(\mathcal{S}) = w(\mathcal{E}) - w(\mathcal{E}(\mathcal{S})). \quad (4.6)$$

⁵ It is precisely the maximum cardinality of any hyperedge if we grouped hypotheses into subregions in \mathcal{G}^r .

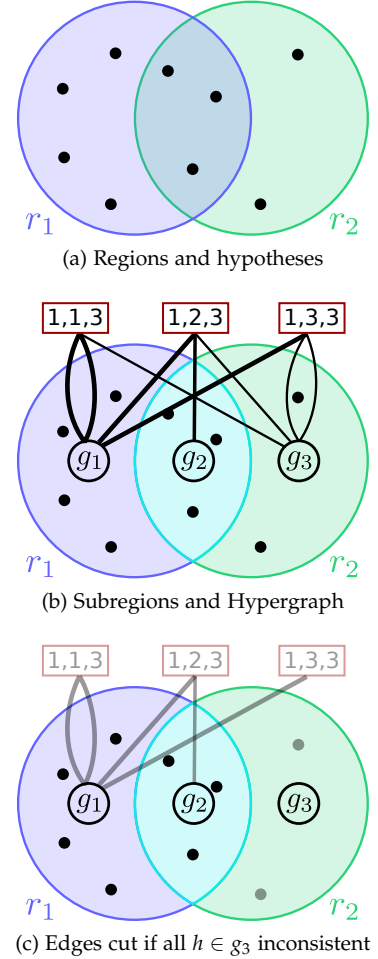


Figure 4.3: (a) An instance of the Decision Region Determination (DRD) problem with two decision regions. Black dots represent hypotheses and circles represent decision regions. (b) The resulting subregions and splitting hyperedges constructed by Hyperedge Cutting (HEC) method. Thickness of edge represents weight, which is proportional to weight in subregion. (c) Resulting hypergraph when all hypotheses in subregion g_3 inconsistent, causing all edges to be “cut”.

Thus $f_{\text{HEC}}(\mathcal{S})$ is the total mass of all edges cuts when we have evidence \mathcal{S} .

A natural approach to the [problem 3](#) is thus to seek policies that maximize [eq. \(4.6\)](#) as quickly as possible. Arguably the simplest approach is a greedy approach that iteratively chooses the test that increases [eq. \(4.6\)](#) as much as possible, in expectation over test outcomes.

Analogous to [eq. \(2.5\)](#), we define the *expected marginal gain* of a test t given evidence $\mathcal{S} \subseteq \mathcal{T} \times \mathcal{O}$ as follows:

$$\Delta_{f_{\text{HEC}}}(t | \mathcal{S}) = \mathbb{E}_h[f_{\text{HEC}}(\mathcal{S} \cup \{(t, h(t))\}) - f_{\text{HEC}}(\mathcal{S}) | \mathcal{S}]$$

Thus, $\Delta_{f_{\text{HEC}}}(t | \mathcal{S})$ quantifies, for test t , the expected reduction in hyperedge mass upon observing the outcome of the test. It is apparent that all hyperedges are cut if and only if $\Delta_{f_{\text{HEC}}}(t | \mathcal{S}) = 0$ for all tests $t \in T$. Given this, our HEC method simply starts with $\mathcal{S} = \emptyset$. It then proceeds in an iterative manner, greedily selecting the test t^* that maximizes the cost-normalized expected marginal benefit, $t^* = \arg \max_t \frac{\Delta_{f_{\text{HEC}}}(t | \mathcal{S})}{c(t)}$, observes the outcome $h(t^*)$ and adds the pair $(t^*, h(t^*))$ to \mathcal{S} . It stops as soon as all edges are cut (i.e., the marginal gain of all tests is 0).

4.2.4 Theoretical Analysis

The key insight behind our analysis is that f_{HEC} satisfies two properties: *strong adaptive monotonicity* and *adaptive submodularity*. Those properties are formally established for our f_{HEC} objective and the associated marginal gain $\Delta_{f_{\text{HEC}}}$ in the following Theorem:

Theorem 5 (Adaptive Submodularity of HEC). *The objective function f_{HEC} defined in [eq. \(4.6\)](#) is adaptive submodular and strongly adaptive monotone.*

As stated before, Golovin and Krause [[GK11](#)] prove that for sequential decision problems satisfying adaptive monotonicity and adaptive submodularity, greedy policies are competitive with the optimal policy.

In particular, as a consequence of [theorem 5](#) and Theorem 5.8 of Golovin and Krause [[GK11](#)], we obtain the following result for our HEC method:

Theorem 6 (HEC Performance Bound). *Assume that the prior probability distribution P on the set of hypotheses is rational. Then, the performance of π_{HEC} is bounded as follows:*

$$C(\pi_{\text{HEC}}) \leq (k \ln(1/p_{\min}) + 1)C(\pi^*),$$

where $p_{\min} = \min_{h \in \mathcal{H}} P(h)$ and π^* is the optimal policy.

Algorithm 1: Hyperedge Weight

```

procedure HYPEREDGE WEIGHT( $\mathcal{H}, k$ )
  Compute subregions  $\mathcal{G}$  from  $\mathcal{H}$ 
   $W \leftarrow \text{CHP}_k(\mathcal{G})$ 
  Initialize queue  $Q_1$  with every subregion  $g \in \mathcal{G}$ 
  for all  $\hat{k} \leq k$  do
    for all  $\zeta_{\hat{k}} \in Q_{\hat{k}}$  do
      if  $\exists r$  s.t.  $\forall h \in \zeta_{\hat{k}}, h \in r$  then
         $W \leftarrow W - \prod_{g \in \zeta_{\hat{k}}} p(g) \text{CHP}_{k-\hat{k}}(\zeta_{\hat{k}})$ 
        Add all supersets of  $\zeta_{\hat{k}}$  to  $Q_{\hat{k}+1}$ 
  return  $W$ 

```

Proofs for these theorems are provided in [appendix A.2](#)

For the special case of disjoint regions (i.e., the ECD Problem, corresponding to $k = 2$), our objective f_{HEC} is equivalent to the objective function proposed by Golovin et al. [Gol+10], and hence our Theorem 6 strictly generalizes their result. Furthermore, in the special case where each test can have at most two outcomes, and we set $k = 1$, the HEC method is equivalent to the Generalized Binary Search algorithm for the ODT problem, and recovers its approximation guarantee.

4.2.5 Efficient Implementation

Our HEC method computes $\Delta_{f_{\text{HEC}}}(t \mid \mathcal{S})$ for every test in \mathcal{T} , and greedily selects one at each time step. Naively computing this quantity involves constructing the splitting hypergraph \mathbf{G}^s for every possible observation, and summing the edge weights. This is computationally expensive, as constructing the graph requires enumerating every multiset of order k and checking if any region contains them all, resulting in a runtime of $O(|\mathcal{G}|^k)$. We can, however, quickly prune checks and iteratively consider multisets of growing cardinality during our computation by utilizing the following fact:

Proposition 1. *A set of subregions G shares a region only if all subsets $G' \subset G$ also share that region.*

4.2.5.1 UTILIZING COMPLETE HOMOGENEOUS SYMMETRIC POLYNOMIALS

Our general strategy will be to compute the sum of weights over *all* multisets of cardinality k , and subtract those that correspond to a shared region. To do so efficiently, we identify algebraic structure in computing a sum of multisets, where a multiset corresponds to a

product. Namely, it is equivalent to computing a complete homogeneous symmetric polynomial.

For any $G \subseteq \mathcal{G}$ and cardinality \hat{k} , we define $\mathcal{G}_{\hat{k}}(G)$ as all multisets over groups G of cardinality \hat{k} . Unlike hyperedges, these multisets can share a region. Formally

$$\mathcal{G}_{\hat{k}}(G) = \{\{g_1, \dots, g_{\hat{k}}\} \subseteq G\}$$

Recall that $w(\mathcal{G}_{\hat{k}}(G)) = \sum_{\mathcal{G}_{\hat{k}}(G)} \prod_g P(g)$. Computing $w(\mathcal{G}_{\hat{k}}(G))$ can be performed efficiently as this quantity is exactly equivalent to the *complete homogeneous symmetric polynomial* (CHP) of degree \hat{k} over G . We will briefly review a well known variant of the Newton-Girard formulae which will make an efficient algorithm for computing $w(\mathcal{G}_{\hat{k}}(G))$ clear.

Define any set of variables $\mathbf{x} = \{x_1, \dots, x_n\}$.

$$PS_i(\mathbf{x}) = \sum_{x \in \mathbf{x}} x^i$$

$$CHP_i(\mathbf{x}) = \sum_{l_1 + \dots + l_n = i; l_j \geq 0} \prod_{x_j \in \mathbf{x}} x_j^{l_j}$$

Here PS_i is the i -th *power sum*, and CHP_i is the i -th *complete homogeneous symmetric polynomial*.

We have the identity [Mac98; Seroo]:

$$CHP_i(\mathbf{x}) = \frac{1}{i} \sum_{j=1}^i CHP_{i-j}(\mathbf{x}) PS_j(\mathbf{x})$$

Thus, we iteratively compute $CHP_1(G) \dots CHP_{\hat{k}}(G)$ to compute $w(\mathcal{G}_{\hat{k}}(G)) = CHP_{\hat{k}}(G)$ with runtime $O(\hat{k}|G|)$.

We now turn our attention to efficiently computing the weight of all multisets that correspond to subregions encapsulated by a region. Let ζ be a set (not multiset) of subregions that shares a region. Formally:

$$\zeta = \{g_1 \dots g_{\hat{k}}\} \quad \hat{k} \leq k, \#r \text{ s.t. } \zeta \subseteq r$$

We compute the term corresponding to ζ we subtract from $CHP_{\hat{k}}(\mathcal{G})$ (weight of all multisets), as ζ shares a region. To avoid double counting, we force the term to include $\prod_{g \in \zeta} p(g)$ as a factor, i.e. if we think of a hyperedge as a product, we force one link to each element of ζ .

$$w(\zeta) = \prod_{g \in \zeta} p(g) \sum_{l_1 + \dots + l_{\hat{k}} = k - \hat{k}; l_i > 0} p(g_1)^{l_1} \dots p(g_{\hat{k}})^{l_{\hat{k}}}$$

$$= \prod_{g \in \zeta} p(g) CHP_{k - \hat{k}}(\zeta)$$

Using this, we compute $w(\mathcal{E}) = CHP_k(\mathcal{G}) - \sum_{\zeta \subseteq \mathcal{G}} w(\zeta)$ by finding every set $\zeta \subseteq \mathcal{G}$ that shares a region. Furthermore, we can utilize

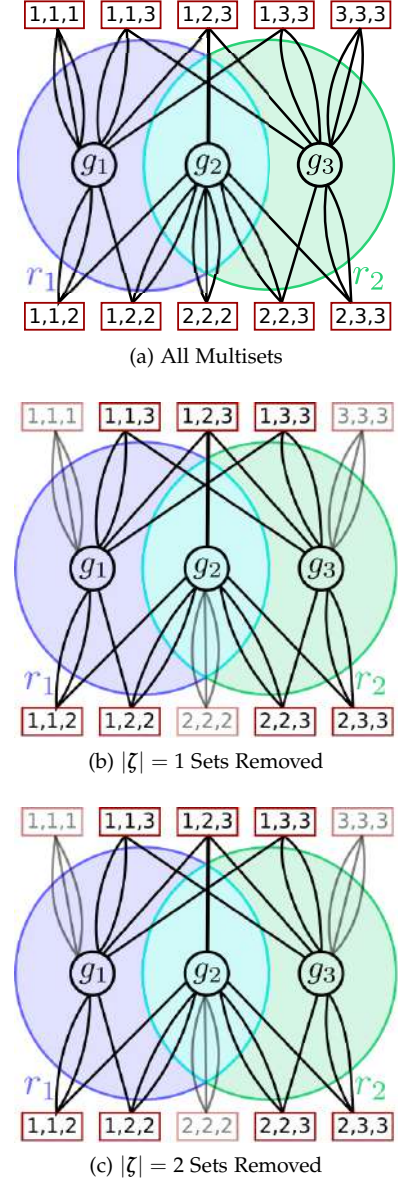


Figure 4.4: A depiction of our method as hyperedges. (a) The equivalent hyperedges of $CHP_3(G)$. (b) First iteration of [algorithm 1](#) which removes all $|\zeta| = 1$ (light edges) by subtracting $g_1 CHP_2(\{g_1\}) + g_2 CHP_2(\{g_2\}) + g_3 CHP_2(\{g_3\})$. (c) Second iteration of [algorithm 1](#) which removes all $|\zeta| = 2$ (light edges) by subtracting $g_1 g_2 CHP_1(\{g_1, g_2\}) + g_2 g_3 CHP_1(\{g_2, g_3\})$

[proposition 1](#) to prune sets, and only consider $\zeta_{\hat{k}+1}$ which are supersets of any $\zeta_{\hat{k}}$. The method is detailed in [algorithm 1](#), and depicted in [fig. 4.4](#).

Additionally, we note that region assignments do not change as observations are received. In practice, we find all sets of subregions that share a region once. At each time step, we need only sum over the terms corresponding to remaining hypotheses.

Note that in the worst case, this method still has complexity $O(|\mathcal{G}|^k)$. This occurs when many, at least k , subregions share a single region. The complexity is then controlled by how many distinct subregions a single region can be shattered into, and the largest number of regions a single hypothesis can belong to. However, for many practical problems, we might expect many regions to be separated, e.g., when $|\mathcal{R}| \gg k$. In this case, [algorithm 1](#) will be significantly more efficient.

Finally, we note that we can utilize a *lazy-greedy* algorithm⁶, applicable to all adaptive submodular functions, which directly uses the diminishing returns property to skip reevaluation of actions [[Min78](#); [GK11](#)].

⁶ We describe this algorithm in more detail in [section 2.3.3](#).

4.3 HyperEdge Cutting (HEC) Experiments

In this section, we empirically evaluate HEC on the two applications - approximate comparison-based learning and touch based localization with a robotic end effector.

We compare HEC with five baselines. The first two are variants of methods for the specialized versions of the DRD problem described earlier - generalized binary search [[Now09](#)] and equivalence class edge cutting [[Gol+10](#)]. For generalized binary search (GBS), we assign each hypothesis to its own decision region, and run HEC on this hypothesis-region assignment until only one hypothesis remains. To apply equivalence class edge cutting (EC²), decision regions must be disjoint. Thus, we randomly assign each hypothesis to one of the decision regions that it belongs to, and run EC² until only one of these new regions remains. For each of these, we also run a slightly modified version, termed GBS-DRD and EC²-DRD respectively, which selects tests based on these methods, but terminates once all hypotheses are contained in one decision region in the original DRD problem (i.e. when the HEC termination condition is met).

The last baseline is a classic heuristic from decision theory: myopic value of information (VoI) [[How66](#)]. We define a utility function $U(h, r)$ which is 1 if $h \in r$ and 0 otherwise. The utility of $\mathcal{V}(\mathcal{S})$ corresponds to the maximum expected utility of any decision region, i.e., the expected utility if we made a decision now. VoI greedily

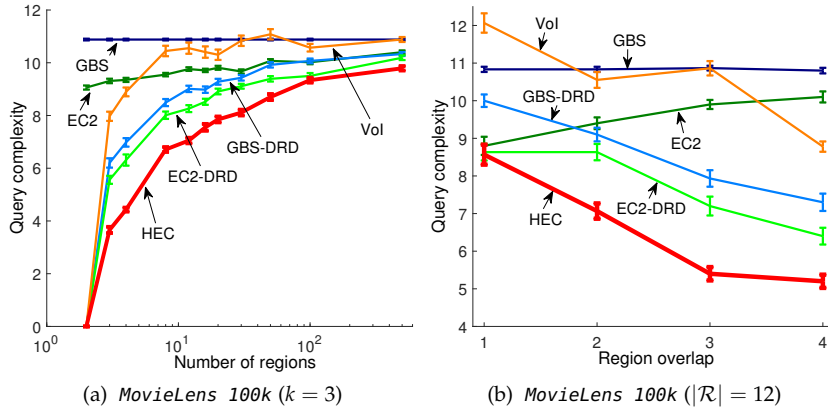


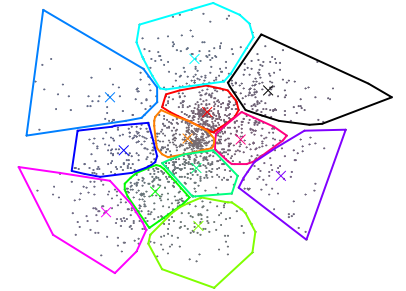
Figure 4.5: Results on MovieLens 100k experiments. (a) Performance as we vary the number of regions $|\mathcal{R}|$. (b) Performance as we vary cardinality k .

chooses the test that maximizes (in expectation over observations) the gain in this utility. Note that if we could solve the intractable problem of nonmyopically optimizing VoI (i.e., look ahead arbitrarily to consider outcomes of sequences of tests), we could solve the DRD problem optimally. In some sense, HEC can be viewed as a surrogate function for nonmyopic value of information.

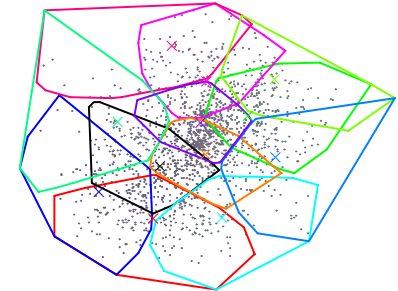
4.3.1 Comparison-Based Preference Learning

We evaluate HEC on the MovieLens 100k dataset [Her+99], which consists of 1 to 5 ratings of 1682 movies from 943 users. We partition movies into decision regions using these ratings, with the goal of recommending any movie in a decision region. In order to get a similarity measurement between movies, we map them into a 10-dimensional feature space by computing a low-rank approximation of the user/rating matrix through SVD. We then use k -means to partition the set of movies into $|\mathcal{R}|$ (non-overlapping) clusters, corresponding to decision regions. Each movie is then assigned to the α closest cluster centroids. See fig. 4.6 for an illustration. A test corresponds to comparing two movies, an observation to selecting one of the two, and consist hypotheses are those which are closer to the selected movie (euclidean distance in 10-dimensional feature space).

Each experiment corresponds to sampling one movie as the “true” movie. The size of a decision region determines how close our solution is to this (exact) target hypothesis. As the number of regions increases, the size of each decision region shrinks. As a result, the problem requires the selected movie be closer to the true target, at the expense of increased query complexity. Figure 4.5a shows the query complexity of different methods as a function of the number of regions, with the cardinality of the HEC hypergraph fixed to $k = 3$ (i.e., each hypothesis belongs to two decision regions). An extreme



(a) Partitions ($k = 2$)



(b) Decision regions ($k = 3$)

Figure 4.6: A 2-d illustration of (overlapping) decision regions for MovieLens 100k experiments. Dots represent movies, cross markers represent cluster centroids, and colored polygons represent decision region boundaries. (a) Movies are partitioned into 12 disjoint clusters. (b) Each movie is assigned to the two closest centroids.

k	2	3	4	5
t(HEC)	0.026s	0.071s	2.5s	< 2min

case is when there are only two regions and all hypotheses belong to both regions, giving a query complexity of 0. Other than that, we see that HEC performs consistently better than other methods (e.g., to identify the true region out of 8 regions, it takes on average 6.7 queries for HEC, as opposed to 8 queries for EC²-DRD, 8.5 queries for GBS-DRD, and 10.3 queries for VoI).

To see how the cardinality and region overlap influence performance, we compare the query complexity of different methods by varying the number of regions each hypothesis is assigned to. If we assign more regions to a hypothesis, then the search result is allowed to be further away from the true target, and thus the number of queries required for approximated search should be smaller. [fig. 4.5b](#) demonstrates such an effect. We fix the number of clusters to 12, and vary the number of assigned regions (and thus the hyperedge cardinality) from 1 to 4 (k from 2 to 5, respectively). We see that higher cardinality enables HEC to save more queries. For $k = 5$, it takes HEC 5.3 queries to identify a movie, whereas VoI, GBS-DRD, and EC²-DRD took 8.8, 7.4, and 6.4 queries, respectively. Additionally, [table 4.1](#) shows the running time of HEC for these instances. We see that the accelerated implementation described in [section 2.3.3](#) enables HEC to run efficiently with reasonable hyperedge cardinality on this data set.

4.3.2 Touch-Based Localization

We evaluate HEC on a simple robotic manipulation example. Our task is to push a button with the finger of a robotic end effector. Given a distribution over object location, we generate a set of decisions, corresponding to the end effector going to a particular pose and moving forward in a straight line. Each of these decisions will succeed on a subset of hypotheses, corresponding to a decision region. Decision regions may overlap, as a button can be pushed with many decision actions. See [fig. 4.7](#).

All hypotheses are not contained in a single decision region, so we perform tests to reduce uncertainty. These tests correspond to *guarded moves* [WG75], where the end effector moves along a path until contact is sensed. After sensing contact, hypotheses are updated by eliminating object locations which could not have produced contact, e.g., if they are far away. Our goal is to find the shortest sequence of tests such that after performing them, there is a single button-push

Table 4.1: Running time of HEC on MovieLens 100k with different cardinality k ($|\mathcal{R}| = 12$)




Figure 4.7: Touch based localization for pushing the button of a microwave. Given hypotheses over object location [\(a\)](#), decision actions are generated. The corresponding decision regions are computed by forward simulating to find hypotheses for which it would succeed [\(b\)](#). Decision regions will overlap. In [\(c\)](#), we see two regions (blue and grey) and their overlap (yellow).

decision that would succeed for all remaining hypotheses.

Given some object location X_s , we generate an initial set of 2000 hypotheses \mathcal{H} by sampling from $N(\mu, \Sigma)$ with $\mu = X_s$, and Σ a diagonal matrix with $\Sigma_{xx} = \Sigma_{yy} = \Sigma_{zz} = 0.04$. The robot generates 50 decision regions by picking different locations and simulating the end effector forward, and noting which object poses it would succeed on. Hypotheses range from being in zero decision regions to 6, giving us a cardinality $k = 7$. For tests, the robot generates 150 guarded moves by sampling a random start location and orientation.

We conduct experiments on 10 random environments, and randomly sample 100 hypotheses to be the “true” object location (for producing observations during execution), for a total of 1000 experiments. Figure 4.8 shows the query complexity of different methods averaged over these instances. We see that HEC performs well, outperforming GBS, GBS-DRD, EC^2 , and EC^2 -DRD handily. Note that myopic VoI performs essentially the same as HEC on these experiments. This is likely due to the short horizon, where 2-3 actions were usually sufficient for reducing uncertainty to a single decision region. We would expect that for longer horizons, myopic VoI would not perform as well.

4.4 The Decision Region Edge Cutting (DiRECT) Method

Even with our implementation based on efficient calculation of *complete homogeneous symmetric polynomials*, in the worst case, we remain *exponential* in our hyperedge cardinality k . For cases when regions overlap greatly, this is intractable to compute. We now present an method which is *linear* in the maximum degree of any node in \mathbf{G}^r , which is related to the hyperedge cardinality k , defined in eq. (4.4).

Our basic strategy here is to construct an adaptive submodular subproblem for each decision region, which is solved if and only if all uncertainty is encapsulated within that decision region. We combine these problems through a *noisy-or* formulation, and show that this maintains the adaptive submodularity. Finally, we show how some subproblems can be combined, enabling us to tighten our bound.

4.4.1 The Noisy-OR Construction

Suppose there are m possible decisions: $|R| = m$. We first reduce the DRD problem to $O(m)$ instances of the ECD problem, such that solving *any one of them* is sufficient for solving the DRD problem. Crucially, the problem we end up solving depends on the unknown hypothesis h^* . We design our surrogate DiRECT so that it adaptively determines which instance to solve in order to minimize the expected

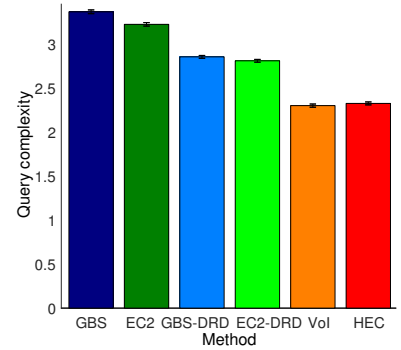


Figure 4.8: Average performance of different methods across button push instances.

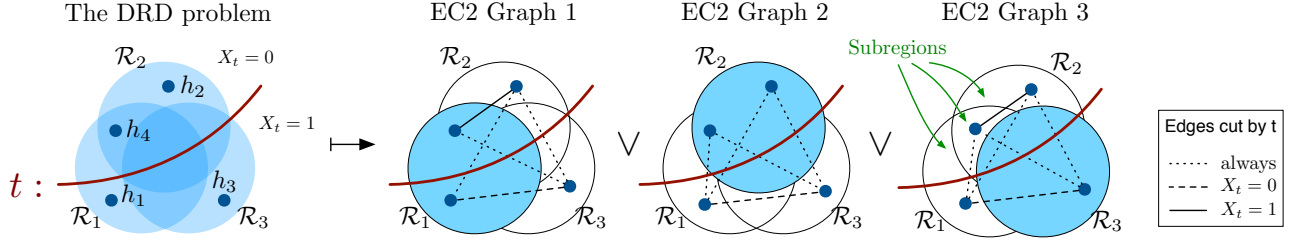


Figure 4.9: A DRD problem with three decision regions $\{\mathcal{R}_1, \mathcal{R}_2, \mathcal{R}_3\}$, and four possible hypotheses $\{h_1, h_2, h_3, h_4\}$. Test t has two possible outcomes: $f_t(h_1) = f_t(h_3) = 1$ and $f_t(h_2) = f_t(h_4) = 0$. For each possible decision we can make, we construct a separate ECD problem: The three figures on the right illustrate the EC² graphs for each of the ECD problems. We can successfully make an optimal decision once one of the graphs is fully cut: e.g., if $X_t = 0$, graph 2 is fully cut, and we identify the optimal decision d_2 .

total cost.

Concretely, we construct m different graphs, one for each decision. The role of graph i is to determine whether the unknown hypothesis h^* is contained in decision region r_i or not. Thus we aim to distinguish all the hypotheses in this decision region from the rest. To achieve this, we model graph i as an ECD problem, with one of the decision regions being r_i . See fig. 4.9 for illustration.

4.4.2 Relating DRD and DIRECT

Notice that in this ECD problem, once all the edges are cut, either i is the optimal decision, or one of the subregions encodes the optimal decision. Therefore, optimizing the ECD problem associated with one of the m graphs is a *sufficient condition* for identifying the optimal decision.

Further notice that, among the m ECD problems associated with the m graphs, at least one of them has to be solved (i.e., all edges cut) before we uncover the optimal decision. Therefore, we get a *necessary condition* of the DRD constraints: we have to cut all the edges in *at least one* of the m graphs. This motivates us to apply a logical OR operation on the m optimization problems. Denote the EC² objective function for graph i as f_{EC}^i , and normalize them so that $f_{EC}^i(\emptyset) = 0$ corresponds to observing nothing and $f_{EC}^i(\mathcal{S}) = 1$ corresponds to all edges being cut. We combine the objective functions $f_{EC}^1, \dots, f_{EC}^m$ using a *Noisy-OR formulation*:

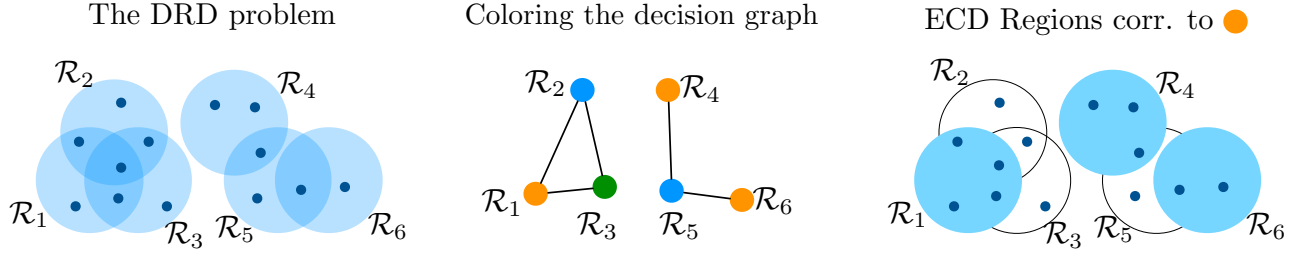
$$f_{DRE}(\mathcal{S}) = 1 - \prod_i^m (1 - f_{EC}^i(\mathcal{S})) \quad (4.7)$$

Note that by design $f_{DRE}(\mathcal{S}) = 1$ iff $f_{EC}^i(\mathcal{S}) = 1$ for *at least one* i .

Similar to before, we define our expected marginal benefit for f_{DRE} as:

$$\Delta_{f_{DRE}}(t | \mathcal{S}) = \mathbb{E}_h [f_{DRE}(\mathcal{S} \cup \{(t, h(t))\})] - f_{DRE}(\mathcal{S} | \mathcal{S})$$

As before, this suggests a natural algorithm: greedily select the test t^* that maximizes the cost-normalized expected marginal benefit,



$t^* = \arg \max_t \frac{\Delta f_{\text{DRE}}(t|S)}{c(t)}$, observes the outcome $h(t^*)$ and adds the pair $(t^*, h(t^*))$ to \mathcal{S} . Continue until all hypotheses are encapsulated in any decision region (i.e., the marginal gain of all tests is 0).

4.4.3 Theoretical Analysis

As before, we show this formulation satisfies the properties of *strong adaptive monotonicity* and *adaptive submodularity*, rendering this objective amenable to greedy optimization. More formally:

Theorem 7. *The objective function f_{DRE} defined in eq. (4.7) is adaptive submodular and strongly adaptive monotone.*

The proof of this result can be found in Chen et al. [Che+15]. The key here is that applying the noisy-or operator on multiple EC^2 instances preserves the adaptive submodularity of EC^2 . Note that this is not generally true for any adaptive submodular function, but we show that this property is preserved for EC^2 .⁷ These properties make f_{DRE} amenable for efficient greedy optimization. More formally:

Theorem 8. *Assume that the prior probability distribution P on the set of hypotheses is rational. Then, the performance of π_{DRE} is bounded as follows:*

$$C(\pi_{\text{DRE}}) \leq (2m \ln(1/p_{\min}) + 1)C(\pi^*),$$

where $p_{\min} = \min_{h \in \mathcal{H}} P(h)$ and π^* is the optimal policy.

This result follows from theorem 7 and the general performance analysis of the greedy policy for adaptive submodular problems by Golovin and Krause [GK11]. More details are provided in Chen et al. [Che+15]. The bound of the greedy algorithm is linear in the number of decision regions. Here the factor m is a result of taking the product of m EC^2 instances. However, this bound can often be improved.

4.4.4 Improving the Bound via Graph Coloring

For certain applications, the number of decisions m can be large. In the extreme case where we have a unique decision for each possible

Figure 4.10: Reducing the cost upper bound via graph coloring. We only need to construct 3 ECD instances to compute f_{DRE} , instead of 6. The middle figure shows a possible coloring assignment on the decision graph of the DRD problem. On the right, we show one example ECD problem instance, corresponding to regions $\{\mathcal{R}_1, \mathcal{R}_4, \mathcal{R}_6\}$ (colored orange). In this ECD problem instance, there are 7 disjoint regions: 3 (disjoint) decision regions $\mathcal{R}_1, \mathcal{R}_4, \mathcal{R}_6$, and 4 subregions, namely $\mathcal{R}_2 \setminus (\mathcal{R}_1 \cup \mathcal{R}_3)$, $\mathcal{R}_3 \setminus (\mathcal{R}_1 \cup \mathcal{R}_2)$, $(\mathcal{R}_2 \cap \mathcal{R}_3) \setminus \mathcal{R}_1$, and $\mathcal{R}_5 \setminus (\mathcal{R}_4 \cup \mathcal{R}_6)$.

⁷ Similar constructions have been used for classical submodular set functions [GB11; Des+14], utilizing the fact that $f = 1 - \prod_i^m (1 - f_i)$ is submodular if each f_i is submodular. However, the function f is *not* necessarily adaptive submodular, even when each f_i is adaptive submodular and strongly adaptively monotone.

observation, the bound of Theorem 8 becomes trivial. As noted, this is a result of taking the product of m EC^2 instances. Thus, we can improve this bound by constructing fewer instances, each with several *non-overlapping* decision regions. As long as every decision region is accounted for by at least one ECD instance, this problem remains equivalent to the DRD problem. We select the sets of decision regions for each ECD instance through graph coloring. See Figure 4.10 for illustration.

Formally, we construct an undirected graph $\mathbf{G} := \{D, E\}$ over all decision regions, where we establish an edge between any pair of overlapping decision regions. That is, two decision regions r_i and r_j are adjacent in \mathbf{G} iff there exists a hypothesis h which is contained in both decision regions, i.e., $h \in r_i \cap r_j$. Finding a minimal set of non-overlapping decision region sets that covers all decisions is equivalent to solving a graph coloring problem, where the goal is to color the vertices of the graph \mathbf{G} , such that no two adjacent vertices share the same color, using as few colors as possible. Thus, we can construct one ECD problem for all the decision regions of the same color, resulting in α different instances, and then use the Noisy-OR formulation to assemble these objective functions. That gives us the following theorem:

Theorem 9. *Assume that the prior probability distribution P on the set of hypotheses is rational. Let π_{DRE} be the adaptive greedy policy computed over ECD problem instances obtained via graph coloring, where α is the number of colors used. Then, the performance of π_{DRE} is bounded as:*

$$C(\pi_{\text{DRE}}) \leq (2\alpha \ln(1/p_{\min}) + 1)C(\pi^*),$$

where $p_{\min} = \min_{h \in \mathcal{H}} P(h)$ and π^* is the optimal policy.

While obtaining minimum graph colorings is NP-hard in general, one can show that every graph can be efficiently colored with at most one color more than the maximum vertex degree, denoted by deg , using a greedy coloring algorithm [WP67]: consider the vertices in descending order according to the degree; we assign to a vertex the smallest available color not used by its neighbours, adding a fresh color if needed. In the DRD setting, deg is the maximal number of decision regions that any decision region can be overlapped with. In practice, greedy coloring often requires far fewer colors than this upper bound. Additionally, note that when regions are disjoint, $\text{deg} = 0$ and DIRECT reverts to the EC^2 algorithm.

4.5 Decision Region Edge Cutting (DIRECT) Experiments

We now consider four instances of the general non-myopic value of information problem. Table 4.2 summarizes how these instances fit into our framework.

APPLICATION	TEST	DECISION
Active Loc.	guarded move	manipulation action
Pref. learning	pair of movies	recommendation
Conservation	monitoring / probing	conservation action
Risky choice	pair of lottery choices	valuation theory

Table 4.2: Tests and decisions for different applications

For each of the problems, we compare DIRECT against several existing approaches as baselines⁸. The first baseline is myopic optimization of the decision-theoretic value of information (VoI) [How66]. At each step we greedily choose the test that maximizes the expected value given the current observations \mathcal{S} , i.e., $t \in \arg \max_t \mathbb{E}_h[U(\mathcal{S} \cup \{(t, h(t))\})]$. We also compare with algorithms designed for special cases of the DRD problem: generalized binary search (GBS) and equivalence class edge cutting (EC²)⁹. We compare with two versions of these algorithms: one with the algorithms' original stopping criteria, which we call GBS and EC²; and one with the stopping criteria of the DRD problem, which is referred to as GBS-DRD and EC²-DRD in the results. Finally, we also compare to HEC.


⁸ These are the same baselines used in section 4.3.

⁹ When hypotheses are in multiple decision regions, EC² cannot be used as is. Hence, we randomly assign each hypothesis to one of the decision regions that it is contained in.

4.5.1 Active Touch-Based Localization

Our first application is a robotic manipulation task of pushing a button, with uncertainty over the target's pose. Tests consist of *guarded moves* [WG75], where the end effector moves along a path until contact is sensed. Those hypotheses which would not have produced contact at that location (e.g., they are far away) can be eliminated. Decisions correspond to putting the end effector at a particular location and moving forward. The coinciding decision region consists of all object poses where the button would successfully be pushed. Our goal is to concentrate all consistent hypotheses within a single decision region using the fewest tests.

We model pose uncertainty with 4 parameters: (x, y, z) for positional uncertainty, and θ for rotation about the z axis. An initial set of 20000 hypotheses are sampled from a normal distribution $N(\mu, \Sigma)$, where μ is some initial location (e.g., from a camera), and Σ is diagonal with $\sigma_x = \sigma_y = \sigma_z = 2.5\text{cm}$, and $\sigma_\theta = 7.5^\circ$. To compute the *myopic*



value of information (VoI) [How66], we define a utility function $u(h, r)$ which is 1 if $h \in r$ and 0 otherwise.

We run DIRECT and HEC on simulated data. In the first simulated experiment, we preselect a grid of 25 button pushing decisions D while ensuring the overlap r is minimal. We randomly generate guarded moves T to select from, varying $|T|$. In the second, we fix $|T| = 250$ while randomly generate decisions to vary $|D|$. Results are plotted in fig. 4.11. Note that HEC cannot be computed in the latter experiment, as the overlap r becomes very large and HEC quickly becomes intractable.

We see that HEC and DIRECT generally outperform all other baselines, and perform very similarly in fig. 4.12a, despite HEC having a tighter bound. Interestingly, EC^2 actually performs worse when the number of decisions increases, as randomly assigning each hypothesis to a single decision region decreases the number of hypotheses in each. We also note that myopic VoI performs comparably – likely because the problem is solved within a short horizon.

We also demonstrate DIRECT on a real robot platform as illustrated in fig. 4.11.

4.5.2 Comparison-Based Preference Learning

The second application considers a comparison-based movie recommendation system, which learns a user’s movie preference (e.g., the favorable genre) by sequentially showing her pairs of candidate movies, and letting her choose which one she prefers. We use the *MovieLens 100k* dataset [Her+99], which consists a matrix of 1 to 5 ratings of 1682 movies from 943 users. For each movie we extract a 10-d feature representation from the rating matrix through SVD. To generate decision regions, we cluster movies using k-means, and assign each movie to the r closest cluster centers.

Figure 4.11: Experimental setup for touch-based localization. (a) Uncertainty is represented by hypotheses over object pose. (b) Tests are guarded moves [WG75], where the end effector moves along a path until contact is sensed. Hypotheses which could not have produced contact at that location (e.g. they are too far or too close) are removed. (c) Decisions are button-push attempts: trajectories starting at a particular location, and moving forward. The corresponding decision region consists of all poses for which that button push would succeed.

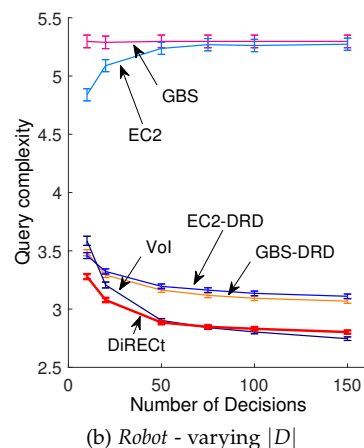
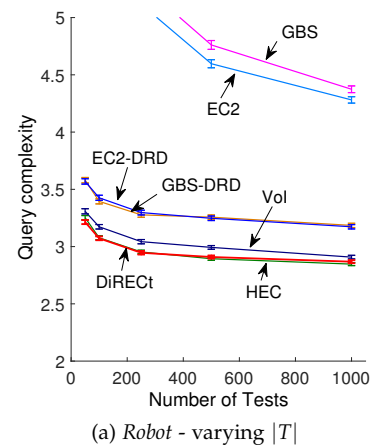


Figure 4.12: Simulation experimental results when we vary the (a) number of tests and (b) number of decisions. We find that methods that considered the decision during test selection (VoI, HEC, DIRECT) outperform those that do not (GBS, EC^2 , GBS-DRD, EC^2 -DRD). We also find that our adaptive submodular methods (HEC, DIRECT) outperform greedy optimization of VoI.

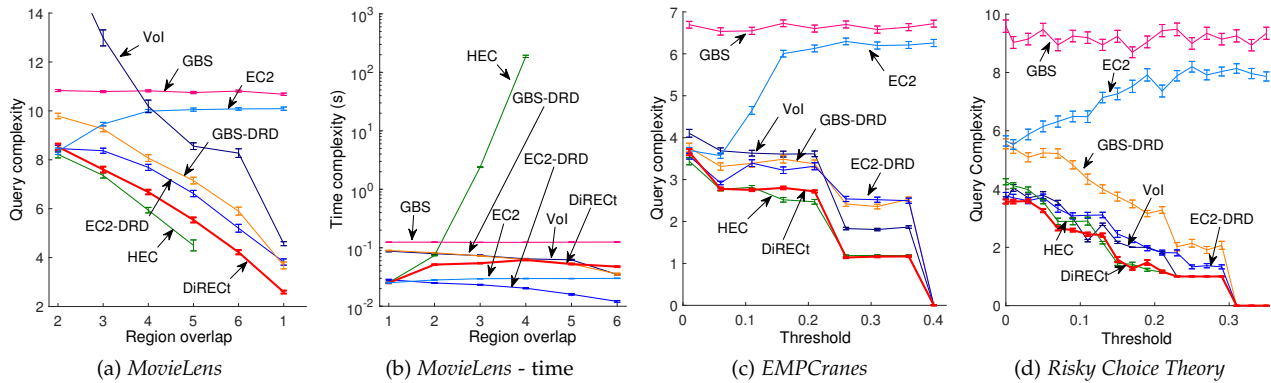


Figure 4.13: Experimental results: *MovieLens*, *EMPCranes*, and *Risky Choice Theory*. Across our experiments, methods that considered the decision during test selection (VoI, HEC, DiRECT) handily outperform those that do not (GBS, EC², GBS-DRD, EC²-DRD). We also find that our adaptive submodular methods (HEC, DiRECT) outperform greedy optimization of VoI. Finally, the performance of HEC and DiRECT are comparable, whereas HEC requires significantly more computation (b).

We demonstrate the performance of HEC and DiRECT on *MovieLens* in fig. 4.13a and fig. 4.13b. We fix the number of clusters (i.e., decision regions) to 12, and vary r , the number of assigned regions for each hypothesis, from 1 to 6. Note that r controls the hyperedge cardinality in HEC, which crucially affects the computational complexity. As we can observe, the *query complexity* (i.e., the number of queries needed to identify the target region) of HEC and DiRECT are lower than all other baselines. However, DiRECT is significantly faster to compute than HEC, and comparable to other baselines. See fig. 4.13b (for $r = 5$, HEC failed to pick any tests within an hour).

4.5.3 Adaptive Management for Wild-Life Conservation

Our third application is a real-world value of information problem in natural resource management, where one needs to determine which management action should be undertaken for wild-life conservation. Specifically, the task is to preserve the *Eastern Migration Population of whooping cranes* (EMP Cranes). An expert panel came up with 8 hypotheses for possible causes of reproductive failure, along with 7 management strategies (as decisions). The decision-hypothesis utility matrix is specified in Table 5 of Runge et al. [Run+11]. Tests aim to resolve specific sources of uncertainty. Our goal is to find the best conservation strategy using the minimal number of tests.

To create decision regions, we assign all hypothesis to decision regions which are ϵ -optimal, or all decisions which are within ϵ utility of the highest utility decision.¹⁰

Results are plotted in fig. 4.13c. We see that HEC and DiRECT perform comparably well, while significantly outperforming myopic VoI and all other baselines.

¹⁰ These results actually correspond to a model which can incorporate test noise in the form of flipped outcomes - see [Che+15] for details. Here, a maximum of 1 flip is allowed for each outcome vector.

4.5.4 Preference Elicitation in Behavioral Economics

We further conduct experiments in an experimental design task. Several theories have been proposed in behavioral economics to explain how people make decisions under risk and uncertainty. We test HEC and DIRECT on six theories of subjective valuation of risky choices [Wak10; TK92; Sha64], namely the (1) *expected utility with constant relative risk aversion*, (2) *expected value*, (3) *prospect theory*, (4) *cumulative prospect theory*, (5) *weighted moments*, and (6) *weighted standardized moments*. Choices are between risky lotteries, i.e., known distribution over payoffs (e.g., the monetary value gained or lost). Tests are pairs of lotteries, and hypotheses correspond to parametrized theories that predict, for a given test, which lottery is preferable. The goal, is to adaptively select a sequence of tests to present to a human subject in order to distinguish which of the six theories best explains the subject's responses.

We employ the same set of parameters used in Ray et al. [Ray+12] to generate tests and hypotheses. The original setup in Ray et al. [Ray+12] was designed for testing EC², and therefore test realizations of different theories cannot collide. In our experiments, we allow a tolerance ϵ - that is, if one hypothesis differs from another by at most ϵ , they are considered to be similar, and thus have the same set of optimal decisions. Results for simulated test outcomes with varying ϵ are shown in Figure 4.13d. We see that HEC and DIRECT generally perform best in this setting, and comparably well to each other.

4.6 Discussion

This chapter provides a framework for reducing uncertainty for the purpose of making a decision. To do so, we formulated the Decision Region Determination (DRD) problem (section 4.1). We represent each possible decision by the subset of hypotheses for which it would succeed, called the decision region. Our objective was to find a policy that can guarantee the true hypothesis encapsulated by a single decision region. As optimizing for this directly is intractable, we instead design two surrogate objectives (sections 4.2 and 4.4) that are more amenable to optimization. These surrogates were designed to have specific properties: they are maximized if and only if the problem 3 is solved, and they satisfy adaptive submodularity and strong adaptive monotonicity, enabling us to provide near-optimality guarantees.

We experimentally validated our methods (sections 4.3 and 4.5) against a range of baselines. A key takeaway from these results is that *decision driven uncertainty reduction outperforms indiscriminate uncertainty reduction*. That is, across our experiments, methods which

considered the decision when selecting tests were able to solve [problem 3](#) faster than those that did not. Furthermore, selecting tests without considering decisions and simply terminating once we could make a decision (e.g. GBS-DRD and EC^2 -DRD) was not enough, as this was also outperformed by our methods. This is especially notable as the most commonly used criteria for active information gathering, the reduction of Shannon entropy [[Cas+96](#); [Bur+97](#); [Fox+98](#); [Bou+02](#); [Zhe+05](#); [Fu+07](#); [Eri+08](#); [Hsi+08](#); [Heb+13](#); [Sad+16b](#)], does not consider decisions.

Additionally, we know that considering only decision regions also has poor performance. Golovin et al. [[Gol+10](#)] consider greedily reducing the entropy over decision regions, compared to EC^2 . Even in the non-overlapping setting¹¹, they show how this method can perform exponentially worse than EC^2 , which gains some utility for removing hypotheses. The HEC and DIRECT methods we present share this property, providing near-optimal information gathering that outperforms considering only hypotheses, or only decision regions.

Our two methods, HEC and DIRECT, have a few notable differences. The bound of HEC is tighter, and one can construct cases where DIRECT requires many graph colors, but HEC can use low-cardinality hyperedges. Empirically, the performance of both methods is similar across our experiments ([section 4.5](#)). The biggest difference lies in the computational complexity, where DIRECT is significantly more efficient, enabling its application for many more real-world problems.

¹¹ In the overlapping setting, this metric does not capture how multiple decisions can be used for a single hypothesis, rendering this method further suboptimal.

5

Shared Autonomy Background

In this chapter, we review background and relevant work for our methods on *shared autonomy*, where both the user and robotic system act simultaneously to achieve shared goals. We focus on two application areas for our framework: *shared control teleoperation* [Goe63; Ros93; AM97; Deb+00; DS13a] and *human-robot teaming* [HB07; Ara+10; DS13b; KS13; MB13; Gom+14; Nik+17b].

We first review different teleoperation interfaces, highlighting the limitations for providing teleoperation inputs to a robot in different application areas (section 5.1). This will help inform our design decisions for shared-control teleoperation system. Next, we discuss relevant works for intent prediction in section 5.2, which we use to infer user intent in our framework. Finally, we review background material for both shared control teleoperation (section 5.3) and human-robot teaming (section 5.4).

5.1 Teleoperation Interfaces

There are many different interfaces for robotic teleoperation - see fig. 5.1 for examples. In surgical robotics, master-slave systems are common, giving the surgeon control of all degrees of freedom of the robotic end effector [Sim+12]. Interfaces for remote vehicles, such as UAVs or cars, come in many forms, such as multi-axis joysticks, buttons on a web interface, or multimodal controls where an operator can switch control modes based on situational requirements [FT01; Fon+01].

Assistive robotics have many different interfaces for input, depending on the impairments of the user and the control channels available to them. For assistive wheelchairs, joysticks, chin joysticks, switches, sip-and-puff devices, head tracking, and teeth clicking are all used [Van+03; Sim+08]. Assistive arms, which have even more degrees of freedom, present a different set of challenges. Interfaces include 3d joysticks with different modes for control [Mah+11], task



Figure 5.1: Example User Input Interfaces

level point and click interfaces to specify objects to grasp [Tsu+08; Lee+12; Kim+12], GUIs specifying end-effector waypoints [YH11; Lee+12] or individual joint control [Lee+12], and many more.

Brain Computer Interfaces (BCIs) offer an attractive alternative for assistive robotics and prostheses, especially for users with severe motor impairment. Interfaces vary from those placed on the scalp (e.g. EEG), on the surface of the brain (e.g. ECoG), and within the cerebral cortex (e.g. LFP) [Sch+06]. EEG based devices, which sit on the scalp, have been successfully applied to wheelchairs giving simple motion commands [Gal+08] and for arms to initiate the execution of sub-tasks [Sch+15], or to interact with a GUI controlling an arm [Lut+07]. More invasive intracortical devices give superior bandwidth and have been used for continuous high degree of freedom control of upper limb prosthetics [Col+13]. These devices often degrade over time, through there remains some usable signal [Sim+11].

5.2 *Intent Prediction*

Many prior works suggest that effective human-robot collaboration should not rely on explicit mechanisms for communication (e.g. buttons) [Van+03; GJ03; Gre+07]. Instead, implicit information should be used to make collaboration more seamless. In shared autonomy, this suggests utilizing user inputs and sensing of the environment to infer user intent. This idea has been successfully applied to shared autonomy settings [LO03; Yu+05; Kra+05; Kof+05; AK08; CD12; DS13a; Hau13; Mue+15].

A variety of models and methods have been used for intent prediction. Hidden markov model (HMM) based methods [LO03; Kra+05; Aar+05; AK08] predict subtasks or intent during execution, treating the intent as latent state. Schrempf et al. [Sch+07] use a Bayesian network constructed with expert knowledge. Koppula and Saxena [KS13] use conditional random fields (CRFs) with object affordance to predict potential human motions. Wang et al. [Wan+13] learn a generative predictor by extending Gaussian Process Dynamical Models (GPDMS) with a latent variable for intention. Hauser [Hau13] utilizes a Gaussian mixture model over task types (e.g. reach, grasp), and predicts both the task type and continuous parameters for that type (e.g. movements) using Gaussian mixture autoregression.

Many successful works in shared autonomy utilize of maximum entropy inverse optimal control (MaxEnt IOC) [Zie+08] for user goal prediction. Briefly, the user is modelled as a stochastic policy approximately optimizing some cost function. By minimizing the worst-case predictive loss, Ziebart et al. [Zie+08] derive a model where trajectory probability decreases exponentially with cost. They then derive

a method for inferring a distribution over goals from user inputs, where probabilities correspond to how efficiently the inputs achieve each goal [Zie+09]. A key advantage of this framework for shared autonomy is that we can directly optimize for the cost function used to model the user.

Exact global inference over these distributions is computationally infeasible in general continuous state and action spaces. For the special case of LQR systems, Ziebart et al. [Zie+12] show that exact global inference is possible, and provide a computationally efficient method for doing so. Levine and Koltun [LK12] provide a method that considers the expert demonstrations as only locally optimal, and utilize Laplace’s method about the expert demonstration to estimate the log likelihood during learning. Similarly, Dragan and Srinivasa [DS13a] use Laplace’s method about the optimal trajectory between any two points to approximate the distribution over goals during shared control teleoperation. Finn et al. [Fin+16] simultaneously learn a cost function and policy consistent with user demonstrations using deep neural networks, utilizing importance sampling to approximate inference with few samples. Inspired by Generative Adversarial Nets [Goo+14], Ho and Ermon [HE16] directly learn a policy to mimic the user through Generative Adversarial Imitation Learning.

We use the approximation of Dragan and Srinivasa [DS13a] in our framework due to empirical evidence of effectiveness in shared autonomy systems [DS13a; Mue+15].

5.3 Shared Control Teleoperation

Shared control teleoperation has been used to assist disabled users using robotic arms [Kim+06; Kim+12; McM+14; Kat+14; Sch+15; Mue+15] or wheelchairs [Arg14; CD12], operate robots remotely [She+04; YH11; Lee+12], decrease operator fatigue in surgical settings [Par+01; Mar+03; Kra+05; Aar+05; Li+07], and many other applications. As such, there are a great many methods catering to the specific needs of each domain.

One common paradigm launches a fully autonomous takeover when some trigger is activated, such as a user command [She+04; Bie+04; Simo5; Kim+12], or when a goal predictor exceeds some confidence threshold [Fag+04; Kof+05; McM+14; Kat+14]. Others have utilized similar triggers to initiate a subtask in a sequence [Sch+15; Jai+15]. While these systems are effective at accomplishing the task, studies have shown that users often prefer having more control [Kim+12].

Another line of work utilizes high level user commands, and relies

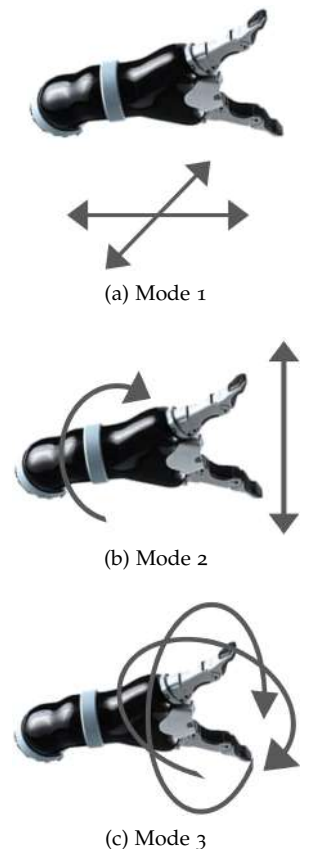


Figure 5.2: Modal control used in our feeding experiment on the Kinova MICO, with three control modes and a 2 degree-of-freedom input device. Fewer input DOFs means more modes are required to control the robot.

on autonomy to generate robot motions. Systems have been developed to enable users to specify an end-effector path in 2D, which the robot follows with full configuration space plans [YH11; Hau13]. Point-and-click interfaces have been used for object grasping with varying levels of autonomy [Lee+12]. Eye gaze has been utilized to select a target object and grasp position [Bie+04].

Another paradigm augments user inputs minimally to maintain some desired property, e.g. collision avoidance, without necessarily knowing exactly what goal the user wants to achieve. Sensing and complaint controllers have been used increase safety during teleoperation [Kim+06; Vog+14]. *Potential field* methods have been employed to push users away from obstacles [CG02] and towards goals [AM97]. For assistive robotics using modal control, where users control subsets of the degrees-of-freedom of the robot in discrete modes (fig. 5.2), Herlant et al. [Her+16] demonstrate a method for automatic time-optimal mode switching.

Similarly, methods have been developed to augment user inputs to follow some constraint. *Virtual fixtures*, commonly used in surgical robotics settings, are employed to project user commands onto path constraints (e.g. straight lines only) [Par+01; LO03; Mar+03; Kra+05; Aar+05; Li+07]. Mehr et al. [Meh+16] learn constraints online during execution, and apply constraints softly by combining constraint satisfaction with user commands. While these methods benefit from not needing to predict the user’s goal, they generally rely on a high degree-of-freedom input, making their use limited for assistive robotics, where disabled users can operate few DOF at a time and thus rely on modal control [Her+16].

Blending methods [DS13a] attempt to bridge the gap between highly assistive methods with little user control, and minimal assistance with higher user burden. User actions and full autonomy are treated as two independent sources, which are combined by some *arbitration* function that determines the relative contribution of each (fig. 5.3). Dragan and Srinivasa [DS13a] show that many methods of shared control teleoperation (e.g. autonomous takeover, potential field methods, virtual fixtures) can be generalized as blending with a particular arbitration function.

Blending is one of the most used shared control teleoperation paradigms due to computational efficiency, simplicity, and empirical effectiveness [Li+11; CD12; DS13a; Mue+15; Gop+16]. However, blending has two key drawbacks. First, as two independent decisions are being combined without evaluating the action that will be executed, catastrophic failure can result even when each independent decision would succeed [Tra15]. Second, these systems rely on a *predict-then-act* framework, predicting the single goal the user is

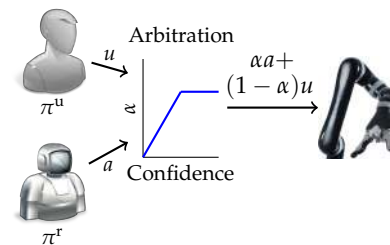


Figure 5.3: Blend method for shared control teleoperation. The user and robot are both modelled as separate policies π^u and π^r , each independently providing actions u and a for a single goal. These actions are combined through a specified arbitration function, which generally uses some confidence measure to augment the magnitude of assistance. This combined action is executed on the robot.

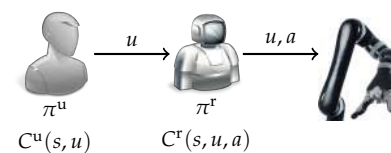


Figure 5.4: Policy method for shared control teleoperation. The user is modelled as a policy π^u , which selects user input u to minimize the expected sum of user costs $C^u(x, u)$. The user input u is provided to the system policy π^r , which then selects action a to minimize its expected sum of costs $C^r(s, u, a)$. Both actions are passed to the robot for execution. Unlike the blend method, the user and robot actions are not treated separately, which can lead to catastrophic failure [Tra15]. Instead, the robot action a is optimized given the user action u .

trying to achieve before providing any assistance. Often, assistance will not be provided for large portions of execution while the system has low confidence in its prediction, as we found in our feeding experiment (section 7.1.2).

Recently, Hauser [Hau13] presented a system which provides assistance for a distribution over goals. Like our method, this policy-based method minimizes an expected cost-to-go while receiving user inputs (fig. 5.4). The system iteratively plans trajectories given the current user goal distribution, executes the plan for some time, and updates the distribution given user inputs. In order to efficiently compute the trajectory, it is assumed that the cost function corresponds to squared distance, resulting in the calculation decomposing over goals. Our model generalizes these notions, enabling the use of any cost function for which a value function can be computed.

In this work, we assume the user does not change their goal or actions based on autonomous assistance, putting the burden of goal inference entirely on the system. Nikolaidis et al. [Nik+17c] present a game-theoretic approach to shared control teleoperation, where the user adapts to the autonomous system. Each user has an *adaptability*, modelling how likely the user is to change goals based on autonomous assistance. They use a POMDP to learn this adaptability during execution. While more general, this model is computationally intractable for continuous state and actions.

5.4 Human-Robot Teaming

In human-robot teaming, robot action selection that models and optimizes for the human teammate leads to better collaboration. Hoffman and Breazeal [HB07] show that using predictions of a human collaborator during action selection led to more efficient task completion and more favorable perception of robot contribution to team success. Lasota and Shah [LS15] show that planning to avoid portions of the workspace the user will occupy led to faster task completion, less user and robot idling time, greater user satisfaction, and greater perceived safety and comfort. Arai et al. [Ara+10] show that users feel high mental strain when a robot collaborator moves too close or too quickly.

Motion planners have been augmented to include user models and collaboration constraints. For static users, researchers have incorporated collaboration constraints such as safety and social acceptability [Sis+07], and task constraints such as user visibility and reachability [Sis+10; PA10; Mai+11]. For moving users, Mainprice and Berenson [MB13] use a Gaussian mixture model to predict user motion, and select a robot goal that avoids the predicted user locations.

Similar ideas have been used to avoid moving pedestrians. Ziebart et al. [Zie+09] learn a predictor of pedestrian motion, and use this to predict the probability a location will be occupied at each time step. They build a time-varying cost map, penalizing locations likely to be occupied, and optimize trajectories for this cost. Chung and Huang [CH11] use A* search to predict pedestrian motions, including a model of uncertainty, and plan paths using these predictions. Bandyopadhyay et al. [Ban+12] use fixed models for pedestrian motions, and focus on utilizing a POMDP framework with SARSOP [Kur+08] for selecting good actions. Like our approach, this enables them to reason over the entire distribution of potential goals. They show this outperforms utilizing only the maximum likelihood estimate of goal prediction for avoidance.

Others develop methods for how the human-robot team should be structured. Gombolay et al. [Gom+14] study the effects of having the user and robot assign goals to each other. They find that users were willing to cede decision making to the robot if it resulted in greater team fluency [Gom+14]. However, Gombolay et al. [Gom+17] later show that having the autonomous entity assign goals led to less situational awareness. Inspired by training schemes for human-human teams, Nikolaidis and Shah [NS13] present a human-robot cross training method, where the user and robot iteratively switch roles to learn a shared plan. Their model leads to greater team fluency, more concurrent motions, greater perceived robot performance, and greater user trust. Koppula and Saxena [KS13] use conditional random fields to predict the user goal (e.g. grasp cup), and have a robot achieve a complementary goal (e.g. pour water into cup).

Others have studied how robot motions can influence the belief of users. Sisbot et al. [Sis+10] fix the gaze of the robot on its goal to communicate intent. Dragan and Srinivasa [DS13b] incorporate legibility into the motion planner for a robotic arm, causing the robot to exaggerate its motion to communicate intent. They show this leads to more quickly and accurately predicting the robot intent [Dra+13]. Rezvani et al. [Rez+16] study the effects of conveying a robot's state (e.g. confidence in action selection, anomaly in detection) directly on a user interface for autonomous driving.

Recent works have gone one step further, selecting robot actions that not only change the perceptions of users, but also their actions. Nikolaidis et al. [Nik+17b] model how likely users are to adopt the robot's policy based on robot actions. They utilize a POMDP to simultaneously learn this user adaptability while steering users to more optimal goals to achieve greater reward. Nikolaidis et al. [Nik+17a] present a more general game theoretic approach where users change their actions based on robot actions, while not com-

pletely adopting the robot’s policy. Similarly, Sadigh et al. [Sad+16b] generate motions for an autonomous car using predictions of how other drivers will respond, enabling them to change the behavior of other users, and infer the internal user state [Sad+16a].

Teaming with an autonomous agent has also been studied outside of robotics. Fern and Tadepalli [FT10] have studied MDPs and POMDPs for interactive assistants that suggest actions to users, who then accept or reject each action. They show that optimal action selection even in this simplified model is PSPACE-complete. However, a simple greedy policy has bounded regret. Nguyen et al. [Ngu+11] and Macindoe et al. [Mac+12] apply POMDPs to cooperative games, where autonomous agents simultaneously infer human intentions and take assistance actions. Like our approach, they model users as stochastically optimizing an MDP, and solve for assistance actions with a POMDP. In contrast to these works, our state and action spaces are continuous.

Shared Autonomy via Hindsight Optimization

In this chapter, we switch gears to address acting under uncertainty in *shared autonomy*, an instance of human-robot collaborations where the user and robotic system act simultaneously to achieve shared goals. For example, in *shared control teleoperation* [Goe63; Ros93; AM97; Deb+00; DS13a], both the user and system control a single entity, the robot, in order to achieve the user’s goal. In *human-robot teaming*, the user and system act independently to achieve a set of related goals [HBo7; Ara+10; DS13b; KS13; MB13; Gom+14; Nik+17b].

A key challenge for these problems is *acting while uncertain of the user’s goal*. To address this, most prior works utilise a *predict-then-act* framework, which splits the task into two parts: 1) predict the user’s goal with high probability, and 2) assist for that single goal, potentially using prediction confidence to regulate assistance [Yu+05; Kof+05; CD12; DS13a; KS13; Mue+15]. Unfortunately, it is often impossible to predict the user’s goal until the end of execution (e.g. cluttered scenes), causing these methods to provide little assistance.

Instead, we aim to gain utility without reducing the problem to one with a known goal. In [chapter 4](#), our key insight was that we could make a decision even while uncertain. We apply a similar insight for shared autonomy: there are often useful assistance actions for *distributions over goals*, even when confidence for a particular goal is low (e.g. move towards multiple goals, [figs. 1.4](#) and [1.5](#)).

In this chapter, we present a general framework for goal-directed shared autonomy that does not rely on predicting a single user goal ([fig. 6.1](#)). We assume the user’s goal is fixed (e.g. they want a particular bite of food), and the autonomous system should adapt to the user goal¹. We formalize our model as a Partially Observable Markov Decision Process (POMDP) [Kae+98], treating the user’s goal as hidden state. When the system is uncertain of the user’s goal, our framework naturally optimizes for an assistance action that is helpful for many goals. When the system confidently predicts a single user goal, our framework focuses assistance given that goal ([fig. 6.2](#)).

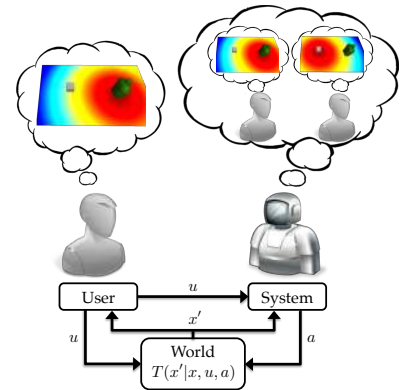


Figure 6.1: Our shared autonomy framework. We assume the user executes a policy for their single goal, depicted as a heatmap plotting the value function at each position. Our shared autonomy system models all possible user goals and their corresponding policies. From user actions u , a distribution over goals is inferred. Using this distribution and the value functions for each goal, the system selects an action a . The world transitions from x to x' . The user and shared autonomy system both observe this state, and repeat action selection.

¹ While we assume the goal is fixed, we do not assume how the user will achieve that goal (e.g. grasp location) is fixed.

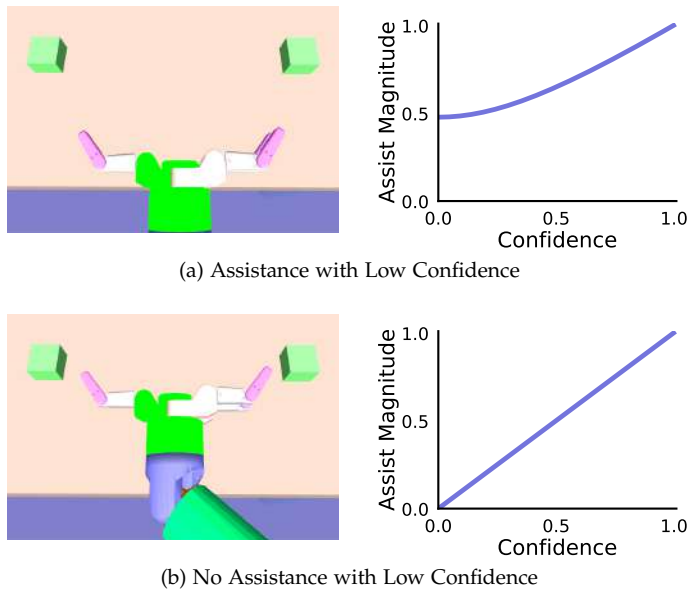


Figure 6.2: Arbitration as a function of confidence with two goals. Confidence = $\max_g p(g) - \min_g p(g)$, which ranges from 0 (equal probability) to 1 (all probability on one goal). (a) Going forward assists for both goals, enabling the assistance policy to provide assistance even with 0 confidence. (b) The hand is directly between the two goals, where no action assists for both goals. As confidence for one goal increases, assistance increases.

Computational efficiency is an important requirement for any shared autonomy system, as we need the system to feel responsive. As our state and action spaces are both continuous, generic POMDP solvers do not fulfill this requirement [Roy+05; SS05; Kur+08; SV10; Sha+12; Som+13; Sei+15]. Instead, we approximate using QMDP [Lit+95], also referred to as Hindsight Optimization [Cho+00; Yoo+08]. This approximation has many properties suitable for shared autonomy: it is computationally efficient, works well when information is gathered easily [Kov+14], and will not oppose the user to gather information. The result is a system that minimizes the expected cost-to-go to assist for any distribution over goals.

A key element of any shared autonomy framework is the user model. Ideally, we model shared autonomy as a *cooperative two-player game* [Aum61; Li+15; Nik+17a], where the user and robot learn and adapt their strategies to each other. Unfortunately, this is computationally difficult for use in real-time systems. Instead, we approximate by assuming the user acts without knowledge of assistance, allowing us to leverage existing works in user prediction in our shared autonomy framework. We discuss the ideal model and implications of our assumption in [section 6.3](#).

In [chapter 7](#), we show how to apply our framework for shared-control teleoperation ([section 7.1](#)) and human-robot teaming ([section 7.2](#)). We evaluate our framework on real users, demonstrating that our method achieves goals faster, requires less user input, decreases user idling time, and results in fewer user-robot collisions than those which rely on predicting a single user goal ([chapter 7](#)).

Symbol	Description
$x \in X$	Environment state, e.g. robot and human pose
$g \in G$	User goal
$s \in S$	$s = (x, g)$. State and user goal
$u \in U$	User action
$a \in A$	Robot action
$C^u(s, u) = C_g^u(x, u)$	Cost function for each user goal
$C^r(s, u, a) = C_g^r(x, u, a)$	Robot cost function for each goal
$T(x' x, u, a)$	Transition function of environment state
$T((x', g) (x, g), u, a) = T(x' x, u, a)$	User goal does not change with transition
$T^u(x' x, u) = T(x' x, u, 0)$	User transition function assumes the user is in full control
$V_g(x) = V^*(s)$	The value function for a user goal and environment state
$Q_g(x, u, a) = Q^*(s, u, a)$	The action-value function for a user goal and environment state
b	Belief, or distribution over states in our POMDP.
$\tau(b' b, u, a)$	Transition function of belief state
$V^{\pi^r}(b)$	Value function for following policy π^r given belief b
$Q^{\pi^r}(b, u, a)$	Action-Value for taking actions u and a and following π^r thereafter
$V^{\text{HS}}(b)$	Value given by Hindsight Optimization approximation
$Q^{\text{HS}}(b, u, a)$	Action-Value given by Hindsight Optimization approximation

Table 6.1: Shared Autonomy variable definitions

6.1 Problem Statement

We present our problem statement for minimizing a cost function for shared autonomy with an unknown user goal. We assume the user’s goal is fixed, and they take actions to achieve that goal without considering autonomous assistance. These actions are used to predict the user’s goal based on how optimal the action is for each goal (section 6.3.1). Our system uses this distribution to minimize the expected cost-to-go (section 6.1.2). As solving for the optimal action is infeasible, we use hindsight optimization to approximate a solution (section 6.2). For reference, see table 6.1 for variable definitions.

6.1.1 Cost Minimization with a Known Goal

We first formulate the problem for a known user goal, which we will use in our solution with an unknown goal. We model this problem as a Markov Decision Process (MDP).

Formally, let $x \in X$ be the environment state (e.g. human and robot pose). Let $u \in U$ be the user actions, and $a \in A$ the robot actions. Both agents can affect the environment state - if the user takes action u and the robot takes action a while in state x , the environment stochastically transitions to a new state x' through $T(x' | x, u, a)$.

We assume the user has an intended goal $g \in G$ which does not

change during execution. We augment the environment state with this goal, defined by $s = (x, g) \in X \times G$. We overload our transition function to model the transition in environment state without changing the goal, $T((x', g) | (x, g), u, a) = T(x' | x, u, a)$.

We assume access to a user policy for each goal $\pi^u(u | s) = \pi_g^u(u | x) = p(u | x, g)$. We model this policy using the maximum entropy inverse optimal control (MaxEnt IOC) framework of Ziebart et al. [Zie+08], where the policy corresponds to stochastically optimizing a cost function $C^u(s, u) = C_g^u(x, u)$. We assume the user selects actions based only on s , the current environment state and their intended goal, and does not model any actions that the robot might take. Details are in [section 6.3.1](#).

The robot selects actions to minimize a cost function dependent on the user goal and action $C^r(s, u, a) = C_g^r(x, u, a)$. At each time step, we assume the user first selects an action, which the robot observes before selecting a . The robot selects actions based on the state and user inputs through a policy $\pi^r(a | s, u) = p(a | s, u)$. We define the value function for a robot policy V^{π^r} as the expected cost-to-go from a particular state, assuming some user policy π^u :

$$V^{\pi^r}(s) = \mathbb{E} \left[\sum_t C^r(s_t, u_t, a_t) | s_0 = s \right] \quad (6.1)$$

$$u_t \sim \pi^u(\cdot | s_t)$$

$$a_t \sim \pi^r(\cdot | s_t, u_t)$$

$$s_{t+1} \sim T(\cdot | s_t, u_t, a_t)$$

The optimal value function V^* is the cost-to-go for the best robot policy:

$$V^*(s) = \min_{\pi^r} V^{\pi^r}(s)$$

The action-value function Q^* computes the immediate cost of taking action a after observing u , and following the optimal policy thereafter:

$$Q^*(s, u, a) = C^r(s, u, a) + \mathbb{E}[V^*(s')]$$

Where $s' \sim T(\cdot | s, u, a)$. The optimal robot action is given by $\arg \min_a Q^*(s, u, a)$.

In order to make explicit the dependence on the user goal, we often write these quantities as:

$$V_g(x) = V^*(s)$$

$$Q_g(x, u, a) = Q^*(s, u, a)$$

Computing the optimal policy and corresponding action-value function is a common objective in reinforcement learning. We assume

access to this function in our framework, and describe our particular implementation in the experiments.

6.1.2 Cost Minimization with an Unknown Goal

We formulate the problem of minimizing a cost function with an unknown user goal as a Partially Observable Markov Decision Process (POMDP). A POMDP maps a distribution over states, known as the *belief* b , to actions. We assume that all uncertainty is over the user’s goal, and the environment state is known. This subclass of POMDPs, where uncertainty is constant, has been studied as a Hidden Goal MDP [FT10], robust MDPs [Bago4], POMDP-lite [Che+16], and generally as the theory of dual control [Fel60].

In this framework, we infer a distribution of the user’s goal by observing the user actions u . Similar to the known-goal setting (section 6.1.1), we define the value function of a belief as:

$$\begin{aligned}
 V^{\pi^r}(b) &= \mathbb{E} \left[\sum_t C^r(s_t, u_t, a_t) \mid b_0 = b \right] \\
 s_t &\sim b_t \\
 u_t &\sim \pi^u(\cdot \mid s_t) \\
 a_t &\sim \pi^r(\cdot \mid s_t, u_t) \\
 b_{t+1} &\sim \tau(\cdot \mid b_t, u_t, a_t)
 \end{aligned}$$

Where the belief transition τ corresponds to transitioning the known environment state x according to T , and updating our belief over the user’s goal as described in section 6.3.1. We can define quantities similar to above over beliefs:

$$\begin{aligned}
 V^*(b) &= \min_{\pi^r} V^{\pi^r}(b) \\
 Q^*(b, u, a) &= \mathbb{E} \left[C^r(b, u, a) + \mathbb{E}_{b'} [V^*(b')] \right]
 \end{aligned} \tag{6.2}$$

6.2 Hindsight Optimization

Computing the optimal solution for a POMDP with continuous states and actions is generally intractable. Instead, we approximate this quantity through *Hindsight Optimization* [Cho+00; Yoo+08], or QMDP [Lit+95]. This approximation estimates the value function by

switching the order of the min and expectation in eq. (6.2):

$$\begin{aligned} V^{\text{HS}}(b) &= \mathbb{E}_b \left[\min_{\pi^r} V^{\pi^r}(s) \right] \\ &= \mathbb{E}_g [V_g(x)] \\ Q^{\text{HS}}(b, u, a) &= \mathbb{E}_b \left[C^r(s, u, a) + \mathbb{E}_{s'} [V^{\text{HS}}(s')] \right] \\ &= \mathbb{E}_g [Q_g(x, u, a)] \end{aligned}$$

Where we explicitly take the expectation over $g \in G$, as we assume that is the only uncertain part of the state.

Conceptually, this approximation corresponds to assuming that all uncertainty will be resolved at the next timestep. At the next timestep, the optimal cost-to-go would then be given by the value function without uncertainty, V_g . The expectation comes from uncertainty resolved with probability proportional to the current distribution. Note that this is the best case scenario given our current distribution, as we would no longer require hedging against uncertainty. Thus, this is a lower bound of the cost-to-go, $V^{\text{HS}}(b) \leq V^*(b)$.

As it assumes all uncertainty will be resolved, this method never explicitly gathers information [Lit+95], and thus performs poorly when this is necessary. Nonetheless, hindsight optimization has demonstrated effectiveness in other domains [Yoo+07; Yoo+08].

We believe this method is suitable for shared autonomy for many reasons. Conceptually, we assume the user provides inputs at all times, and therefore we gain information without explicit information gathering. Works in other domains with similar properties have shown that this approximation performs comparably to methods that consider explicit information gathering [Kov+14]. Computationally, computing Q^{HS} can be done with continuous state and action spaces, enabling fast reaction to user inputs.

Computing Q_g for shared autonomy requires utilizing the stochastic user policy π_g^u and the robot policy:

STOCHASTIC USER WITH ROBOT

Estimate u using π_g^u at each time step, e.g. by sampling and performing rollouts, and utilize the full cost function $C_g^r(x, u, a)$ and transition function $T(x' | x, u, a)$ to compute Q_g . This would be the standard QMDP approach for our POMDP.

Unfortunately, this can be computationally expensive: for each sample of the user policy, we would need to compute the corresponding robot action a we would take, and repeat this process for the duration of the trial. To estimate the value function, we would need many many such rollouts.

DETERMINISTIC USER WITH ROBOT

Estimate the user action as the most likely u from π_g^u at each time step, and utilize the full cost function $C_g^r(x, u, a)$ and transition function $T(x' | x, u, a)$ to compute Q_g . This uses our policy predictor, as above, but does so deterministically, and is thus more computationally efficient. However, this approximation relies heavily on the accuracy of the deterministic policy, and still requires performing a rollout for each user goal.

ROBOT TAKES OVER

Assume the user will stop supplying inputs, and the robot will complete the task. This enables us to use the cost function $C_g^r(x, 0, a)$ and transition function $T(x' | x, 0, a)$ to compute Q_g . For many cost functions, we can analytically compute this value, e.g. cost of always moving towards the goal at some velocity. An additional benefit of this method is that it makes no assumptions about the user policy π_g^u , making it more robust to modelling errors. We use this method in our experiments.

USER TAKES OVER

Assume the user will complete the task without any assistance. This corresponds to using the distribution π_g^u to generate user actions u at each timestep, and transition with $T(x' | x, u, 0)$ to compute Q_g . Unlike the ROBOT TAKES OVER approximation, this requires using the stochastic user policy to compute the value function. For discrete state and action spaces, this can be done efficiently prior to execution [Zie+09].

Finally, as we often cannot calculate $\arg \max_a Q^{\text{HS}}(b, u, a)$ directly, we use a first-order approximation, which leads to us to following the gradient of $Q^{\text{HS}}(b, u, a)$.

6.3 User Modelling

Ideally, we model shared autonomy as a *cooperative two-player game* [Aum61], where the user is aware of the shared autonomy assistance strategy. To achieve this, we might model the user as a learner, changing their actions as they interact with the shared autonomy system and learn its behavior. The user could even be aware of how the shared autonomy system adapts to the user's behavior, and actively teaches the shared autonomy system the assistance behaviour they desire [HM+16]. These models have been suggested for human-robot collaboration in some settings [Li+15; Nik+17a].

Unfortunately, models for how a user learns are limited, and such models are computationally intractable in continuous domains. A simplifying assumption is that the user already knows the shared autonomy strategy, and acts in accordance with their model of future assistance. We explore an instantiation of this model in [chapter 8](#). These models are also computationally challenging, and our framework in [chapter 8](#) is limited to discrete worlds.

For application to continuous state and action spaces, we assume the user acts without knowledge of assistance. This affects both user goal prediction and the assistance strategy. For goal prediction, we rely on models where a user input is based only on the current state x . For the assistance strategy, we optimize for a cost function C_g^r that minimizes the user’s cost under the same model. This can be suboptimal - for example, knowing the user will rely on assistance may lead us to take paths that are difficult for a user but easy for autonomy.

In [section 6.3.1](#), we present our model for goal prediction under the assumption that the user acts without knowledge of assistance. Empirically, we find our assumption this works well for user goal prediction, quickly honing in on the user goal during interaction. However, the assistance strategy may behave differently with knowledge of assistance. In [chapter 8](#), we show how optimizing for a user cost that considers how they respond to assistance improves performance, enabling users to achieve goals with less cost in discrete settings. We leave extensions of this model to the continuous setting as future work.

6.3.1 User Goal Prediction

In order to infer the user’s goal, we construct a user model π_g^u to provide the distribution of user actions at state x for user goal g . In principle, we could use any generative predictor for this model, e.g. [\[KS13; Wan+13\]](#). We choose to use maximum entropy inverse optimal control (MaxEnt IOC) [\[Zie+08\]](#), as it explicitly models a user cost function C_g^u . Our assistance policy optimize for this user cost directly by defining C_g^r as a function of C_g^u .

We define the user MDP with states $x \in X$ and user actions $u \in U$ as before, transition $T^u(x' | x, u) = T(x' | x, u, 0)$, and cost $C_g^u(x, u)$. With this MDP, we use MaxEnt IOC to compute a distribution over user actions for each goal. The distribution of actions at a single state are computed based on how optimal that action is for minimizing cost over a horizon T . To compute this quantity, we first compute the distribution over trajectories from any state, and compute the distribution over a single action as the sum over the trajectories which

have that as the first action.

Define a sequence of environment states and user inputs as $\zeta = \{x_0, u_0, \dots, x_T, u_T\}$. Note that sequences are not required to be trajectories, in that x_{t+1} is not necessarily the result of applying u_t in state x_t . Define the cost of a sequence as the sum of costs of all state-input pairs, $C_g^u(\zeta) = \sum_t C_g^u(x_t, u_t)$. Let $\zeta^{0 \rightarrow t}$ be a sequence from time 0 to t , and $\zeta_x^{t \rightarrow T}$ a sequence of from time t to T , starting at x .

Ziebart [Zie10] shows that minimizing the worst-case predictive loss results in a model where the probability of a sequence decreases exponentially with cost, $p(\zeta | g) \propto \exp(-C_g^u(\zeta))$. Importantly, one can efficiently learn a cost function consistent with this model from demonstrations [Zie+08].

Computationally, the difficulty in computing $p(\zeta | g)$ lies in the normalizing constant $\int_{\zeta} \exp(-C_g^u(\zeta))$, known as the partition function. Evaluating this explicitly would require enumerating all sequences and calculating their cost. However, as the cost of a sequence is the sum of costs of all state-action pairs, dynamic programming can be utilized to compute this through soft-minimum value iteration when the state is discrete [Zie+09; Zie+12]:

$$\begin{aligned} Q_{g,t}^{\text{soft}}(x, u) &= C_g^u(x, u) + \mathbb{E} \left[V_{g,t+1}^{\text{soft}}(x') \right] \\ V_{g,t}^{\text{soft}}(x) &= \underset{u}{\text{softmin}} Q_{g,t}^{\text{soft}}(x, u) \end{aligned}$$

Where $\text{softmin}_y f(y) = -\log \int_y \exp(-f(y)) dy$ and $x' \sim T^u(\cdot | x, u)$.

The log partition function is given by the soft value function, $V_{g,t}^{\text{soft}}(x) = -\log \int_{\zeta_x^{t \rightarrow T}} \exp(-C_g^u(\zeta_x^{t \rightarrow T}))$, where the integral is over all sequences starting at x and time t . Furthermore, the probability of a single input at a given environment state is given by $\pi_t^u(u | x, g) = \exp(V_{g,t}^{\text{soft}}(x) - Q_{g,t}^{\text{soft}}(x, u))$ [Zie+09].

Many works derive a simplification that enables them to only look at the start and current states, ignoring the inputs in between [Zie+12; DS13a]. Key to this assumption is that ζ corresponds to a trajectory, where applying action u_t at x_t results in x_{t+1} . However, if the system is providing assistance, this may not be the case. In particular, if the assistance strategy believes the user's goal is g , the assistance strategy will select actions to minimize C_g^u . Applying these simplifications will result positive feedback, where the robot makes itself more confident about goals it already believes are likely. In order to avoid this, we ensure that the prediction comes from user inputs only, and not robot actions:

$$p(\zeta | g) = \prod_t \pi_t^u(u_t | x_t, g)$$

Finally, we apply Bayes' rule to compute the probability of a goal

given the partial sequence up to t ,

$$p(g \mid \zeta^{0 \rightarrow t}) = \frac{p(\zeta^{0 \rightarrow t} \mid g)p(g)}{\sum_{g'} p(\zeta^{0 \rightarrow t} \mid g')p(g')}$$

6.3.2 Continuous state and action approximation

Soft-minimum value iteration is able to find the exact partition function when states and actions are discrete. However, it is computationally intractable to apply in general continuous state and action spaces². Instead, we follow Dragan and Srinivasa [DS13a] and use a second order approximation about the optimal trajectory. They show that, assuming a constant Hessian, we can replace the difficult to compute soft-min functions V_g^{soft} and Q_g^{soft} with the min value and action-value functions V_g^u and Q_g^u :

$$\pi_t^u(u \mid x, g) = \exp(V_g^u(x) - Q_g^u(x, u))$$

Recent works have explored extensions of the MaxEnt IOC model for continuous spaces [Bou+11; LK12; Fin+16]. We leave experiments using these methods for learning and prediction as future work.

² For the special case of LQR systems, Ziebart et al. [Zie+12] provide a computationally efficient method for exact inference

6.4 Multi-Target MDP

There are often multiple ways to achieve a goal. We refer to each of these ways as a *target*. For a single goal (e.g. object to grasp), let the set of targets (e.g. grasp poses) be $\kappa \in K$. We assume each target has a cost function C_κ , from which we compute the corresponding value and action-value functions V_κ and Q_κ , and soft-value functions V_κ^{soft} and Q_κ^{soft} . We derive the quantities for goals, $V_g, Q_g, V_g^{\text{soft}}, Q_g^{\text{soft}}$, as functions of these target functions.

We state the theorems below, and provide proofs in the appendix (appendix A.3).

6.4.1 Multi-Target Assistance

We assign the cost of a state-action pair to be the cost for the target with the minimum cost-to-go after this state:

$$C_g(x, u, a) = C_{\kappa^*}(x, u, a) \quad \kappa^* = \arg \min_{\kappa} V_\kappa(x') \quad (6.3)$$

Where x' is the environment state after actions u and a are applied at state x . For the following theorem, we require that our user policy be deterministic, which we already assume in our approximations when computing robot actions in section 6.2.

Theorem 10. Let V_κ be the value function for target κ . Define the cost for the goal as in eq. (6.3). For an MDP with deterministic transitions, and a deterministic user policy π^u , the value and action-value functions V_g and Q_g can be computed as:

$$Q_g(x, u, a) = Q_{\kappa^*}(x, u, a) \quad \kappa^* = \arg \min_{\kappa} V_\kappa(x')$$

$$V_g(x) = \min_{\kappa} V_\kappa(x)$$

6.4.2 Multi-Target Prediction

Here, we don't assign the goal cost to be the cost of a single target C_κ , but instead use a distribution over targets.

Theorem 11. Define the probability of a trajectory and target as $p(\xi, \kappa) \propto \exp(-C_\kappa(\xi))$. Let V_κ^{soft} and Q_κ^{soft} be the soft-value functions for target κ . For an MDP with deterministic transitions, the soft value functions for goal g , V_g^{soft} and Q_g^{soft} , can be computed as:

$$V_g^{\text{soft}}(x) = \text{softmin}_{\kappa} V_\kappa^{\text{soft}}(x)$$

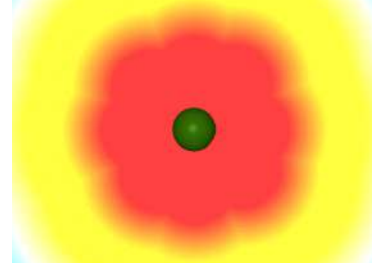
$$Q_g^{\text{soft}}(x, u) = \text{softmin}_{\kappa} Q_\kappa^{\text{soft}}(x, u)$$




(a) Value Function Target 1



(b) Value Function Target 2



(c) Assistance Value Function



(d) Prediction Value Function

Figure 6.3: Value function for a goal (grasp the ball) decomposed into value functions of targets (grasp poses). (a), (b) Two targets and their corresponding value function V_κ . In this example, there are 16 targets for the goal. (c) The value function of a goal V_g used for assistance, corresponding to the minimum of all 16 target value functions (d) The soft-min value function V_g^{soft} used for prediction, corresponding to the soft-min of all 16 target value functions.

7

Shared Autonomy User Studies

In this chapter, we study the efficacy of our shared autonomy framework (section 6.1) on real users. We implement this framework with two applications in mind: shared control teleoperation (section 7.1) and human-robot teaming (section 7.2).

For shared control teleoperation, users performed two tasks: a simpler object grasping task (section 7.1.1), and a more difficult feeding task (section 7.1.2). In both cases, we find that our POMDP based method enabled users to achieve goals faster and with less joystick input than a state-of-the-art predict-then-act method [DS13a]. Subjective user preference differed for each task, with no statistical difference for the simpler object grasping task, and users preferring our POMDP method for the more difficult feeding task.

For human-robot teaming (section 7.2.1), the user and robot performed a collaborative gift-wrapping task, where both agents had to manipulate the same set of objects while avoiding collisions. We found that users spent less time idling and less time in collision while collaborating with a robot using our method. However, results for total task completion time are mixed, as predict-then-act methods are able to take advantage of more optimized motion planners, enabling faster execution once the user goal is confidently predicted.

7.1 Shared Control Teleoperation

We apply our shared autonomy framework to two shared control teleoperation tasks: a simpler task of object grasping (section 7.1.1) and a more complicated task of feeding (section 7.1.2). Formally, the state x corresponds to the end-effector pose of the robot, each goal g an object in the world, and each target κ a pose for achieving that goal (e.g. pre-grasp pose). The transition function $T(x' \mid x, u, a)$ deterministically transitions the state by applying both u and a as end-effector velocities. We map user joystick inputs to u as if the user were controlling the robot through direct teleoperation.

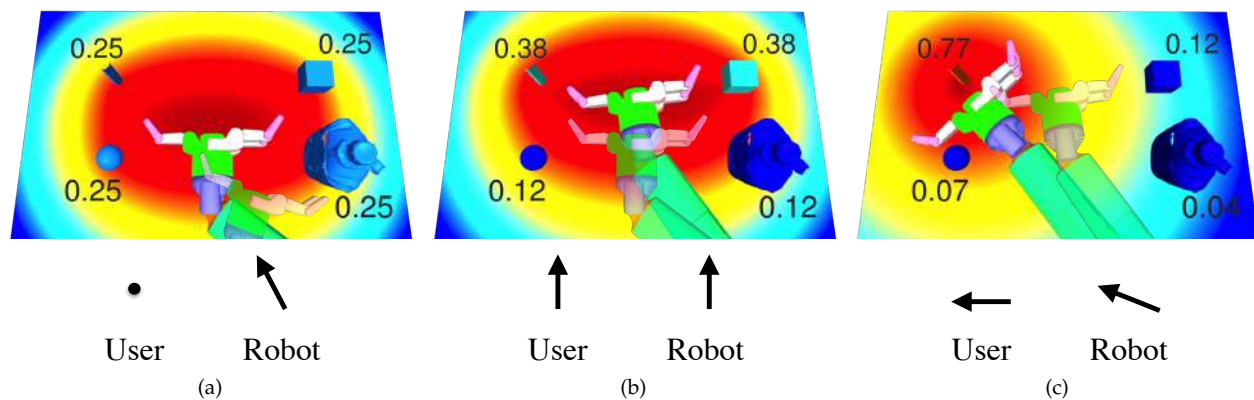


Figure 7.1: Estimated goal probabilities and value function for object grasping. Top row: the probability of each goal object and a 2-dimensional slice of the estimated value function. The transparent end-effector corresponds to the initial state, and the opaque end-effector to the next state. Bottom row: the user input and robot control vectors which caused this motion. (a) Without user input, the robot automatically goes to the position with lowest value, while estimated probabilities and value function are unchanged. (b) As the user inputs “forward”, the end-effector moves forward, the probability of goals in that direction increase, and the estimated value function shifts in that direction. (c) As the user inputs “left”, the goal probabilities and value function shift in that direction. As the probability of one object dominates, the system automatically rotates the end-effector for grasping that object.

For both tasks, we hand-specify a simple user cost function, C_{κ}^u , from which everything is derived. Let d be the distance between the robot state $x' = T^u(x, u)$ and target κ :

$$C_{\kappa}^u(x, u) = \begin{cases} \alpha & d > \delta \\ \frac{\alpha}{\delta}d & d \leq \delta \end{cases}$$

That is, a linear cost near a target ($d \leq \delta$), and a constant cost otherwise. This is based on our observation that users make fast, constant progress towards their goal when far away, and slow down for alignment when near their goal. This is by no means the best cost function, but it does provide a baseline for performance. We might expect, for example, that incorporating collision avoidance into our cost function may enable better performance [YH11]. We use this cost function, as it enables closed-form value function computation, enabling inference and execution at 50Hz.

For prediction, when the distance is far away from any target ($d > \delta$), our algorithm shifts probability towards goals relative to how much progress the user action makes towards the target. If the user stays close to a particular target ($d \leq \delta$), probability mass automatically shifts to that goal, as the cost for that goal is less than all others.

We set $C_{\kappa}^r(x, a, u) = C_{\kappa}^u(x, a)$, causing the robot to optimize for the user cost function directly¹, and behave similar to how we observe users behaved. When far away from goals ($d > \delta$), it makes progress towards all goals in proportion to their probability of being the user’s goal. When near a target ($d \leq \delta$) that has high probability, our system reduces assistance as it approaches the final target pose, letting users adjust the final pose if they wish.

We believe hindsight optimization is a suitable POMDP approximation for shared control teleoperation. A key requirement for shared control teleoperation is efficient computation, in order to

¹ In our prior work [Jav+15], we used $C_{\kappa}^r(x, a, u) = C_{\kappa}^u(x, a) + (a - u)^2$ in a different framework where only the robot action transitions the state. Both formulations are identical after linearization. Let a^* be the optimal optimal robot action in this framework. The additional term $(a - u)^2$ leads to executing the action $u + a^*$, equivalent to first executing the user action u , then a^* , as in this framework.

make the system feel responsive. With hindsight optimization, we can provide assistance at 50Hz, even with continuous state and action spaces.

The primary drawback of hindsight optimization is the lack of explicit information gathering [Lit+95]: it assumes all information is revealed at the next timestep, negating any benefit to information gathering. As we assume the user provides inputs at all times, we gain information automatically when it matters. When the optimal action is the same for multiple goals, we take that action. When the optimal action differs, our model gains information proportional to how suboptimal the user action is for each goal, shifting probability mass towards the user goal, and providing more assistance to that goal.

For shared control teleoperation, explicit information gathering would move the user to a location where their actions between goals were maximally different. Prior works suggest that treating users as an oracle is frustrating [GB11; Ame+14], and this method naturally avoids it.

We evaluated this system in two experiments, comparing our POMDP based method, referred to as *policy*, to a conventional predict-then-act approach based on Dragan and Srinivasa [DS13a], referred to as *blend* (fig. 5.3). In our feeding experiment, we additionally compare to direct teleoperation, referred to as *direct*, and full autonomy, referred to as *autonomy*.

The *blend* baseline of Dragan and Srinivasa [DS13a] requires estimating the predictor’s confidence of the most probable goals, which controls how user action and autonomous assistance are arbitrated (fig. 5.3). We use the distance-based measure used in the experiments of Dragan and Srinivasa [DS13a], $\text{conf} = \max\left(0, 1 - \frac{d}{D}\right)$, where d is the distance to the nearest target, and D is some threshold past which confidence is zero.

7.1.1 Grasping Experiment

Our first shared-control teleoperation user study evaluates two methods, our POMDP framework and a predict-then-act blending method [DS13a], on the task of object grasping. This task appears broadly in teleoperation systems, appearing in nearly all applications of teleoperated robotic arms. Additionally, we chose this task for its simplicity, evaluating these methods on tasks where direct teleoperation is relatively easy.

7.1.1.1 METRICS

Our experiment aims to evaluate the efficiency and user satisfaction of each method.

Objective measures. We measure the objective efficiency of the system in two ways. *Total execution time* measures how long it took the participant to grasp an object, measuring the effectiveness in achieving the user’s goal. *Total joystick input* measures the magnitude of joystick movement during each trial, measuring the user’s effort to achieve their goal.

Subjective measures. We also evaluated user satisfaction with the system through through a seven-point Likert scale survey. After using each control method, we asked users to rate if they would *like to use* the method. After using both methods, we asked users which they *preferred*.

7.1.1.2 HYPOTHESES

Prior work suggests that more autonomy leads to greater efficiency for teleoperated robots [YH11; Lee+12; DS13a; Hau13; Jav+15]. Additionally, prior work indicates that users subjectively prefer more assistance when it leads to more efficient task completion [YH11; DS13a]. Based on this, we formulate the following hypotheses:

H1a *Participants using the policy method will grasp objects significantly faster than the blend method*

H1b *Participants using the policy method will grasp objects with significantly less control input than the blend method*

H1c *Participants will agree more strongly on their preferences for the policy method compared to the blend method*

7.1.1.3 EXPERIMENT DESIGN

We set up our experiments with three objects on a table: a canteen, a block, and a cup (fig. 7.2). Users teleoperated a robot arm using two joysticks on a Razer Hydra system. The right joystick mapped to the horizontal plane, and the left joystick mapped to the height. A button on the right joystick closed the hand. Each trial consisted of moving from the fixed start pose, shown in fig. 7.2, to the target object, and ended once the hand was closed.

7.1.1.4 PROCEDURE

We conducted a within-subjects study with one independent variable (control method) that had two conditions (policy, blend). We counteract the effects of novelty and practice by counterbalancing the order



Figure 7.2: Our experimental setup for object grasping. Three objects - a canteen, block, and glass - were placed on the table in front of the robot in a random order. Prior to each trial, the robot moved to the configuration shown. Users picked up each object using each teleoperation system.

of conditions. Each participant grasped each object one time for each condition for a total of 6 trials.

We recruited 10 participants (9 male, 1 female), all with experience in robotics, but none with prior exposure to our system. To counter-balance individual differences of users, we chose a within-subjects design, where each user used both systems.

Users were told they would be using two different teleoperation systems, referred to as “method1” and “method2”. Users were not provided any information about the methods. Prior to the recorded trials, users went through a training procedure: First, they teleoperated the robot directly, without any assistance or objects in the scene. Second, they grasped each object one time with each system, repeating if they failed the grasp. Users were then given the option of additional training trials for either system if they wished.

Users then proceeded to the recorded trials. For each system, users picked up each object one time in a random order. Users were told they would complete all trials for one system before the system switched, but were not told the order. However, it was obvious immediately after the first trial started, as the policy method assists from the start pose and blend does not. Upon completing all trials for one system, they were told the system would be switching, and then proceeded to complete all trials for the other system. If users failed at grasping (e.g. they knocked the object over), the data was discarded and they repeated that trial. Execution time and total user input were measured for each trial.

Upon completing all trials, users were given a short survey. For each system, they were asked for their agreement on a 1-7 Likert scale for the following statements:

1. “I felt in *control*”
2. “The robot did what I *wanted*”
3. “I was able to accomplish the tasks *quickly*”
4. “If I was going to teleoperate a robotic arm, I would *like* to use the system”

They were also asked “which system do you *prefer*”, where 1 corresponded to blend, 7 to policy, and 4 to neutral. Finally, they were asked to explain their choices and provide any general comments.

7.1.1.5 RESULTS

Users were able to successfully use both systems. There were a total of two failures while using each system - once each because the user attempted to grasp too early, and once each because the user knocked the object over. These experiments were reset and repeated.

We assess our hypotheses using a significance level of $\alpha = 0.05$. For data that violated the assumption of sphericity, we used a Greenhouse-Geisser correction. If a significant main effect was found, a post-hoc analysis was used to identify which conditions were statistically different from each other, with Holm-Bonferroni corrections for multiple comparisons.

Trial times and **total control input** were assessed using a two-factor repeated measures ANOVA, using the assistance method and object grasped as factors. Both trial times and total control input had a significant main effect. We found that our policy method resulted in users accomplishing tasks more quickly, supporting **H1a** ($F(1,9) = 12.98, p = 0.006$). Similarly, our policy method resulted in users grasping objects with less input, supporting **H1b** ($F(1,9) = 7.76, p = 0.021$). See [fig. 7.5](#) for more detailed results.

To assess **user preference**, we performed a Wilcoxon paired signed-rank test on our survey question asking if they would *like* to use each system, and a Wilcoxon rank-sum test on the survey question of which system they *prefer* against the null hypothesis of no preference (value of 4). There was no evidence to support **H1c**.

In fact, our data suggests a trend towards the opposite: that users prefer blend over policy. When asked if they would *like* to use the system, there was a small difference between methods (blend: $M = 4.90, SD = 1.58$, policy: $M = 4.10, SD = 1.64$). However, when asked which system they *preferred*, users expressed a stronger preference for blend ($M = 2.90, SD = 1.76$). While these results are not statistically significant according to our Wilcoxon tests and $\alpha = 0.05$, it does suggest a trend towards preferring blend. See [fig. 7.3](#) for results for all survey questions.

We found this surprising, as prior work indicates a strong correlation between task completion time and user satisfaction, even at the cost of control authority, in both shared autonomy [[DS13a](#); [Hau13](#)] and human-robot teaming [[Gom+14](#)] settings.² Not only were users faster, but they recognized they could accomplish tasks more quickly (see *quickly* in [fig. 7.3](#)). One user specifically commented that “[Policy] took more practice to learn. . . but once I learned I was able to do things a little faster. However, I still don’t like feeling it has a mind of its own”.

Users agreed more strongly that they felt in *control* during blend ($Z = -2.687, p = 0.007$). Interestingly, when asked if the robot did what they *wanted*, the difference between methods was less drastic. This suggests that for some users, the robot’s autonomous actions were in-line with their desired motions, even though the user did not feel that they were in control.

Users also commented that they had to compensate for policy in

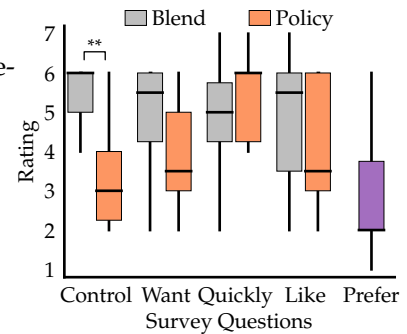


Figure 7.3: Boxplots from our user study. For each system, users were asked if they felt in *control*, if the robot did what they *wanted*, if they were able to accomplish tasks *quickly*, and if they would *like* to use the system. Additionally, they were asked which system they *prefer*, where a rating of 1 corresponds to blend, and 7 corresponds to policy. We found that users agreed with feeling in control more when using the blend method compared to the policy method ($p < 0.01$).

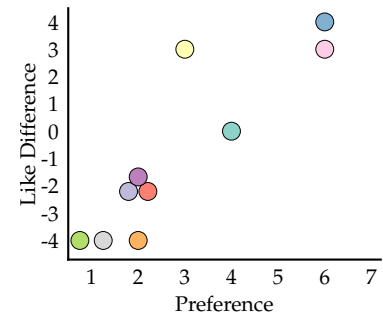


Figure 7.4: The *like* rating of policy minus blend, plotted against the *prefer* rating. When multiple users mapped to the same coordinate, we plot multiple dots around that coordinate. Colors correspond to different users, where the same user has the same color in [fig. 7.5](#).

² In prior works where users preferred greater control authority, task completion times were indistinguishable [[Kim+12](#)].

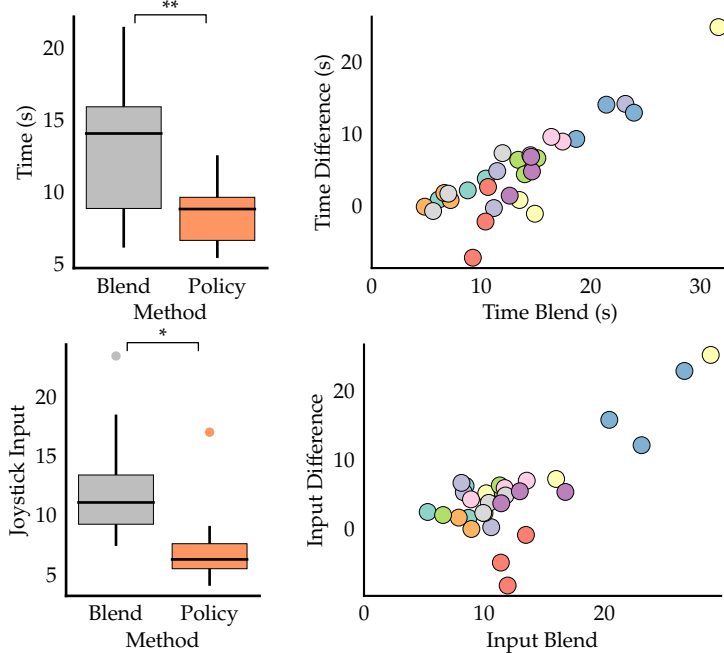


Figure 7.5: Task completion times and total input for all trials. On the left, box plots for each system. On the right, the time and input of blend minus policy, as a function of the time and total input of blend. Each point corresponds to one trial, and colors correspond to different users. We see that policy was faster ($p < 0.01$) and resulted in less input ($p < 0.05$). Additionally, the difference between systems increases with the time/input of blend.

their inputs. For example, one user stated that “[policy] did things that I was not expecting and resulted in unplanned motion”. This can perhaps be alleviated with user-specific policies, matching the behavior of particular users.

Some users suggested their preferences may change with better understanding. For example, one user stated they “disliked (policy) at first, but began to prefer it slightly after learning its behavior. Perhaps I would prefer it more strongly with more experience”. It is possible that with more training, or an explanation of how policy works, users would have preferred the policy method. We leave this for future work.

7.1.1.6 EXAMINING TRAJECTORIES

Users with different preferences had very different strategies for using each system. Some users who preferred the assistance policy changed their strategy to take advantage of the constant assistance towards all goals, applying minimal input to guide the robot to the correct goal (fig. 7.6a). In contrast, users who preferred blending were often opposing the actions of the autonomous policy (fig. 7.6b). This suggests the robot was following a strategy different from their own.

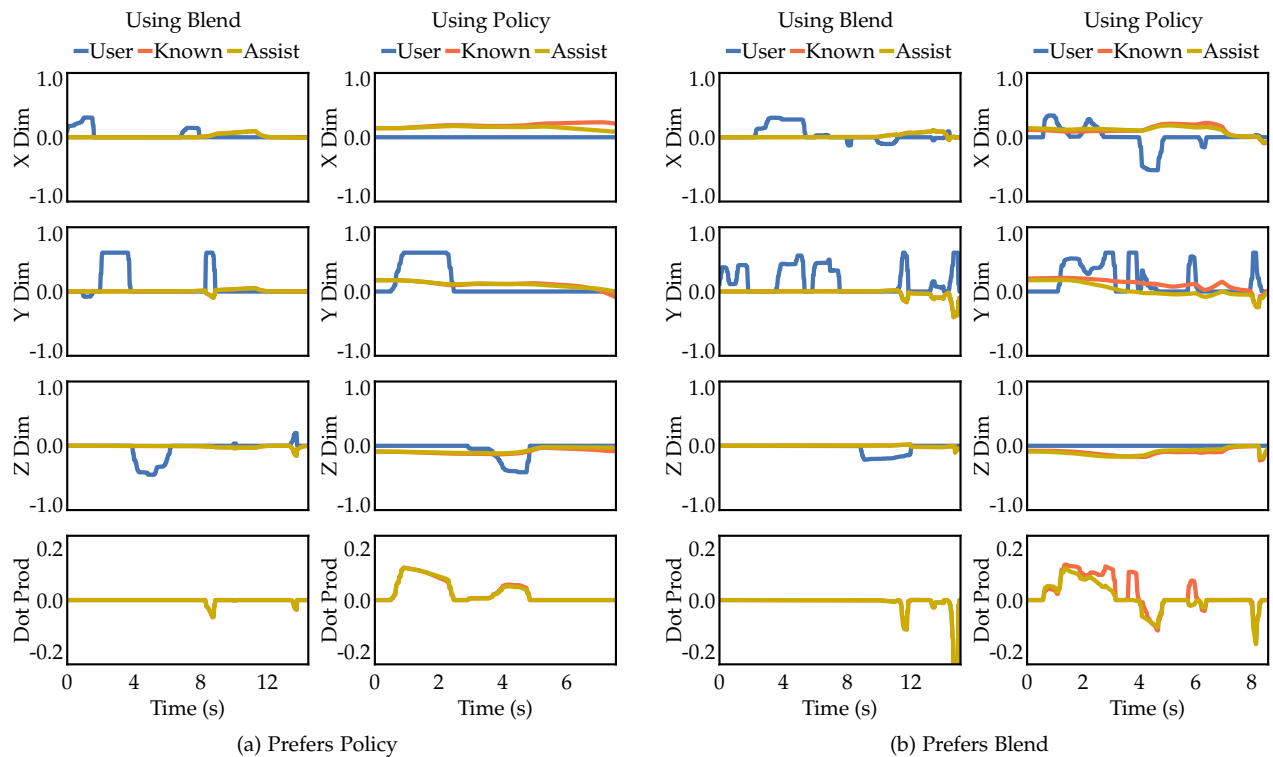


Figure 7.6: User input and autonomous actions for two users, using both blend and policy. We plot the user input, autonomous assistance with the estimated distribution, and what the autonomous assistance would have been had the predictor known the true goal. We subtract the user input from the assistance when plotting, to show the autonomous action as compared to direct teleoperation. The top 3 figures show each dimension separately. The bottom shows the dot product between the user input and assistance action. (a) This user, who preferred policy, changed their strategy during policy assistance, letting the assistance do the bulk of the work. Note that this user never applied input in the ‘X’ dimension in this or any of their three policy trials, as the assistance always went towards all objects in that dimension. (b) This user, who preferred blend, opposed the autonomous assistance during policy (such as in the ‘X’ dimension) for both the estimated distribution and known goal, suggesting the cost function didn’t accomplish the task in the way the user wanted. Even still, the user was able to accomplish the task faster with the autonomous assistance than blending.

7.1.2 Feeding Experiment

Building from the results of the grasping study (section 7.1.1), we designed a broader evaluation of our system. In this evaluation, we test our system in an eating task using a Kinova Mico robot manipulator. We chose the Mico robot because it is a commercially available assistive device, and thus provides a realistic testbed for assistive applications. We selected the task of eating for two reasons. First, eating independently is a real need; it has been identified as one of the most important tasks for assistive robotic arms [Chu+13]. Second, eating independently is hard; interviews with current users of assistive arms have found that people generally do not attempt to use their robot arm for eating, as it requires too much effort [Her+16]. By evaluating our systems on the desirable but difficult task of eating, we show how shared autonomy can improve over traditional methods for controlling an assistive robot in a real-world domain that has implications for people’s quality of life.

We also extended our evaluation by considering two additional control methods: direct teleoperation and full robot autonomy. Direct teleoperation is how assistive robot manipulators like the Mico are currently operated by users. Full autonomy represents a condition in which the robot is behaving “optimally” for its own goal, but does

not take the user’s goal into account.

Thus, in this evaluation, we conducted a user study to evaluate four methods of robot control—our POMDP framework, a predict-then-act blending method [DS13a], direct teleoperation, and full autonomy—in an assistive eating task.

7.1.2.1 METRICS

Our experiments aim to evaluate the effectiveness and user satisfaction of each method.

Objective measures. We measure the objective efficiency of the system in four ways. *Success rate* identifies the proportion of successfully completed trials, where success is determined by whether the user was able to pick up their intended piece of food. *Total execution time* measures how long it took the participant to retrieve the food in each trial. *Number of mode switches* identifies how many times participants had to switch control modes during the trial (fig. 5.2). *Total joystick input* measures the magnitude of joystick movement during each trial. The first two measures evaluate how effectively the participant could reach their goal, while the last two measures evaluate how much effort it took them to do so.

Subjective measures. We also evaluated user satisfaction with the system through subjective measures. After five trials with each control method, we asked users to respond to questions about each system using a seven point Likert scale. These questions, specified in section 7.1.2.4, assessed user preferences, their perceived ability to achieve their goal, and feeling they were in control. Additionally, after they saw all of the methods, we asked users to *rank order* the methods according to their preference.

7.1.2.2 HYPOTHESES

As in the previous evaluation, we are motivated by prior work that suggests that more autonomy leads to greater efficiency and accuracy for teleoperated robots [YH11; Lee+12; DS13a; Hau13; Jav+15]. We formulate the following hypotheses regarding the efficiency of our control methods, measured through objective metrics.

H2a *Using methods with more autonomous assistance will lead to more successful task completions*

H2b *Using methods with more autonomous assistance will result in faster task completion*

H2c *Using methods with more autonomous assistance will lead to fewer mode switches*

H2d *Using methods with more autonomous assistance will lead to less joystick input*




Figure 7.7: Our eating study. A plate with three bites of food was placed in front of users. (a) The robot start by detecting the pose of all bites of food. (b) The user then uses one of the four methods to align the fork with their desired bite. When the user indicates they are aligned, the robot automatically (c) acquires and (d) serves the bite.

Feeding with an assistive arm is difficult [Her+16], and prior work indicates that users subjectively prefer more assistance when the task is difficult even though they have less control [YH11; DS13a]. Based on this, we formulate the following hypotheses regarding user preferences, measured through our subjective metrics:

H2e *Participants will more strongly agree on feeling in control for methods with less autonomous assistance*

H2f *Participants will more strongly agree preference and usability subjective measures for methods with more autonomous assistance*

H2g *Participants will rank methods with more autonomous assistance above methods with less autonomous assistance*

Our hypotheses depend on an ordering of “more” or “less” autonomous assistance. The four control methods in this study naturally fall into the following ordering (from least to most assistance): direct teleoperation, blending, policy, and full autonomy. Between the two shared autonomy methods, policy provides more assistance because it creates assistive robot behavior over the entire duration of the trajectory, whereas blend must wait until the intent prediction confidence exceeds some threshold before it produces an assistive robot motion.

7.1.2.3 EXPERIMENTAL DESIGN

To evaluate each robot control algorithm on a realistic assistive task, participants tried to spear bites of food from a plate onto a fork held in the robot’s end effector (fig. 7.7). For each trial, participants controlled the robot through a joystick and attempted to retrieve one of three bites of food on a plate.

Each trial followed a fixed bite retrieval sequence. First, the robot would move to a pose where its wrist-mounted camera could detect bites of food on the plate. This step ensured that the system was robust to bite locations and could operate no matter where on the plate the bites were located. While the camera captured and processed the

scene to identify bite locations, we asked users to verbally specify which bite they wanted to retrieve³, which allowed us to identify whether people were able to successfully retrieve their target bite.

Next, participants used the joystick to position the robot's end effector so that the fork was directly above their target bite. Six DOF control was available in three modes of 2 DOF each (fig. 5.2), and participants could switch between modes by pressing a button on the joystick.

Once they had the fork positioned above their target bite, the participant prompted the robot to retrieve the bite by pressing and holding the mode switch button. The robot would then automatically move straight down to the height of the table, spearing the bite on the fork. Finally, the robot automatically served the bite.

³ Users verbally specified which bite they wanted for all methods except autonomous, in which the algorithm selects the bite.

7.1.2.4 PROCEDURE

We conducted a within-subjects study with one independent variable (control method) that had four conditions (full teleoperation, blend, policy, and full autonomy). Because each participant saw all control methods, we counteract the effects of novelty and practice by fully counterbalancing the order of conditions. Each participant completed five trials for each condition for a total of 20 trials. The bite retrieval sequence described in section 7.1.2.3 was the same in each trial across the four control conditions. The only difference between trials was the control method used for the alignment step, where the fork is positioned above the bite. We measure the metrics discussed in section 7.1.2.2 only during this step.

We recruited 23 able-bodied participants from the local community (11 male, 12 female, ages 19 to 59). After obtaining written consent, participants were given a brief overview of the feeding task, and told the robot may provide help or take over completely. Users then received instruction for teleoperating the system with modal control, and were given five minutes to practice using the robot under direct teleoperation. An eye tracking system was then placed on users for future data analysis, but participant gaze had no effect on the assistance provided by the robot.

As described in section 7.1.2.3, participants used a joystick to spear a piece of food from a plate on a fork held in the robot's end effector. The different control methods were never explained or identified to users, and were simply referred to by their order of presentation (e.g., "method 1," "method 2," etc.). After using each method, users were given a short questionnaire pertaining to that specific method. The questions were:

1. "I felt in control"

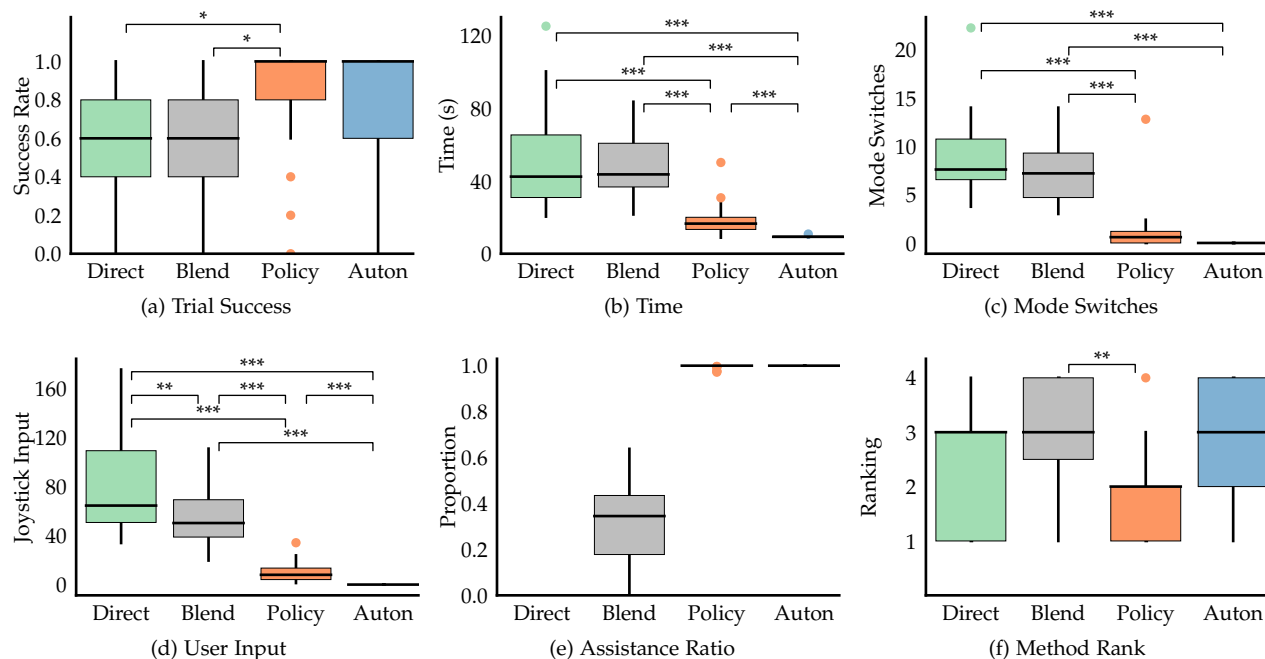


Figure 7.8: Boxplots for each algorithm across all users of the (a) task completion ratio, (b) total execution time, (c) number of mode switches, (d) total joystick input, (e) the ratio of time that robotic assistance was provided, and (f) the ranking as provided by each user, where 1 corresponds to the most preferred algorithm. Pairs that were found significant during post-analysis are plotted, where * indicates $p < 0.05$, ** that $p < 0.01$, and *** that $p < 0.001$.

2. “The robot did what I *wanted*”
3. “I was able to accomplish the tasks *quickly*”
4. “My *goals* were perceived accurately”
5. “If I were going to teleoperate a robotic arm, I would *like* to use the system”

These questions are identical to those asked in the previous evaluation (section 7.1.1), with the addition of question 4, which focuses specifically on the user’s goals. Participants were also provided space to write additional comments. After completing all 20 trials, participants were asked to *rank* all four methods in order of preference and provide final comments.

7.1.2.5 RESULTS

One participant was unable to complete the tasks due to lack of comprehension of instructions, and was excluded from the analysis. One participant did not use the blend method because the robot’s finger broke during a previous trial. This user’s blend condition and final ranking data were excluded from the analysis, but all other data (which were completed before the finger breakage) were used. Two other participants missed one trial each due to technical issues.

Our metrics are detailed in section 7.1.2.1. For each participant, we computed the task success rate for each method. For metrics measured per trial (execution time, number of mode switches, and total

joystick input), we averaged the data across all five trials in each condition, enabling us to treat each user as one independent datapoint in our analyses. Differences in our metrics across conditions were analyzed using a repeated measures ANOVA with a significance threshold of $\alpha = 0.05$. For data that violated the assumption of sphericity, we used a Greenhouse-Geisser correction. If a significant main effect was found, a post-hoc analysis was used to identify which conditions were statistically different from each other, with Holm-Bonferroni corrections for multiple comparisons.

Success Rate differed significantly between control methods ($F(2.33, 49.00) = 4.57, p = 0.011$). Post-hoc analysis revealed that more autonomy resulted in significant differences of task completion between policy and direct ($p = 0.021$), and a significant difference between policy and blend ($p = 0.0498$). All other comparisons were not significant. Surprisingly, we found that policy actually had a higher average task completion ratio than autonomy, though not significantly so. Thus, we found support for **H2a** (fig. 7.8a).

Total execution time differed significantly between methods ($F(1.89, 39.73) = 43.55, p < 0.001$). Post-hoc analysis revealed that more autonomy resulted in faster task completion: autonomy condition completion times were faster than policy ($p = 0.001$), blend ($p < 0.001$), and direct ($p < 0.001$). There were also significant differences between policy and blend ($p < 0.001$), and policy and direct ($p < 0.001$). The only pair of methods which did not have a significant difference was blend and direct. Thus, we found support for **H2b** (fig. 7.8b).

Number of mode switches differed significantly between methods ($F(2.30, 48.39) = 65.16, p < 0.001$). Post-hoc analysis revealed that more autonomy resulted fewer mode switches between autonomy and blend ($p < 0.001$), autonomy and direct ($p < 0.001$), policy and blend ($p < 0.001$), and policy and direct ($p < 0.001$). Interestingly, there was not a significant difference in the number of mode switches between full autonomy and policy, even though users cannot mode switch when using full autonomy at all. Thus, we found support for **H2c** (fig. 7.8c).

Total joystick input differed significantly between methods ($F(1.67, 35.14) = 65.35, p < 0.001$). Post-hoc analysis revealed that more autonomy resulted in less total joystick input between all pairs of methods: autonomy and policy ($p < 0.001$), autonomy and blend ($p < 0.001$), autonomy and direct ($p < 0.001$), policy and blend ($p < 0.001$), policy and direct ($p < 0.001$), and blend and direct ($p = 0.026$). Thus, we found support for **H2d** (fig. 7.8d).

User reported subjective measures for the survey questions are assessed using a Friedman's test and a significance threshold of $\alpha =$

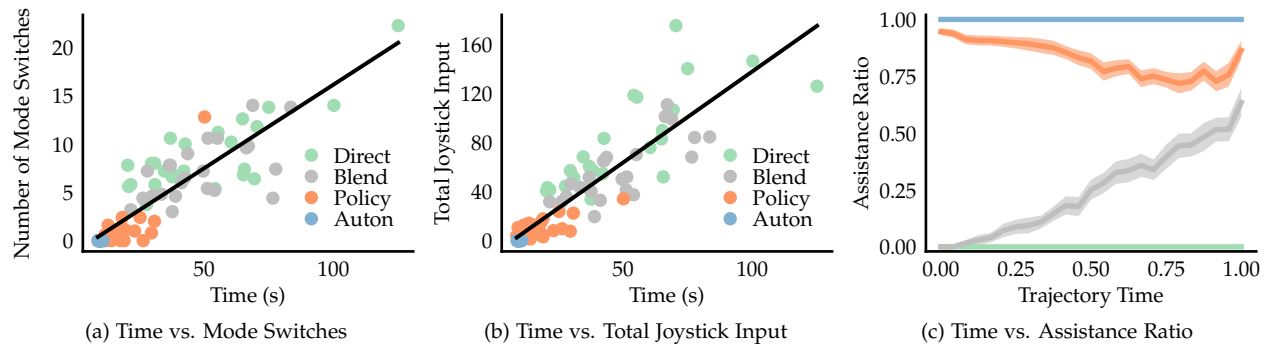


Figure 7.9: Time vs. user input in both the number of mode switches (a) and joystick input (b). Each point corresponds to the average for one user for each method. We see a general trend that trials with more time corresponded to more user input. We also fit a line so all points for all methods. Note that the direct teleoperation methods are generally above the line, indicating that shared and full autonomy usually results in less user input even for similar task completion time. (c) Ratio of the magnitude of the assistance to user input as a function of time. Line shows mean of the assistance ratio as a function of the proportion of the trajectory. Shaded array plots the standard error over users. We see that blend initially provides no assistance, as the predictor is not confident in the user goal. In contrast, policy provides assistance throughout the trajectory. We also see that policy decreases in assistance ratio over time, as many users provided little input until the system moved and oriented the fork near all objects, at which time they provided input to express their preference and align the fork.

0.05. If significance was found, a post-hoc analysis was performed, comparing all pairs with Holm-Bonferroni corrections.

User agreement on **control** differed significantly between methods, $\zeta^2(3) = 15.44, p < 0.001$, with more autonomy leading to less feeling of control. Post-hoc analysis revealed that all pairs were significant, where autonomy resulting in less feeling of control compared to policy ($p < 0.001$), blend ($p = 0.001$), and direct ($p < 0.001$). Policy resulted in less feeling of control compared to blend ($p < 0.001$) and direct ($p = 0.008$). Blend resulted in less feeling of control compared to direct ($p = 0.002$). Thus, we found support for **H2e**.

User agreement on preference and usability subjective measures sometimes differed significantly between methods. User agreement on **liking** differed significantly between methods, $\zeta^2(3) = 8.74, p = 0.033$. Post-hoc analysis revealed that between the two shared autonomy methods (policy and blend), users liked the more autonomous method more ($p = 0.012$).

User agreement on their perceived ability for achieving goals **quickly** also differed significantly between methods, $\zeta^2(3) = 11.90, p = 0.008$. Post-hoc analysis revealed that users felt they could achieve their goals more quickly with policy than with blend ($p = 0.010$) and direct ($p = 0.043$). We found no significant differences for our other measures. Thus, we find partial support for **H2f** (fig. 7.10).

Ranking differed significantly between methods, $\zeta^2(3) = 10.31, p = 0.016$. Again, post-hoc analysis revealed that between the two shared autonomy methods (policy and blend), users ranked the more autonomous one higher ($p = 0.006$). Thus, we find support for **H2g**. As for the like rating, we also found that on average, users ranked direct teleoperation higher than both blend and full autonomy, though not significantly so (fig. 7.8f).

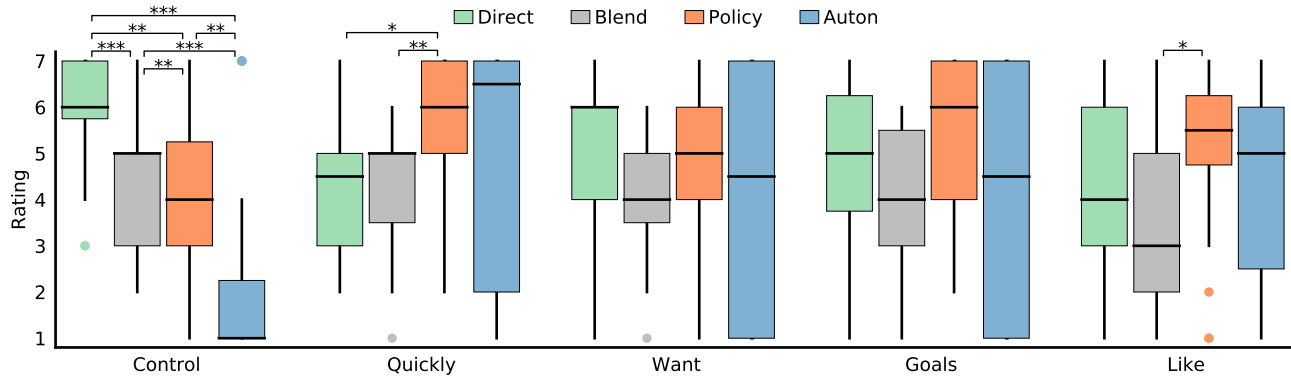


Figure 7.10: Boxplots for user responses to all survey question. See [section 7.1.2.4](#) for specific questions. Pairs that were found significant during post-analysis are plotted, where * indicates $p < 0.05$, ** that $p < 0.01$, and *** that $p < 0.001$. We note that policy was perceived as quick, even though autonomy actually had lower task completion ([fig. 7.8b](#)). Additionally, autonomy had a very high variance in user responses for many questions, with users very mixed on if it did what they wanted, and achieved their goal. On average, we see that policy did better than other methods for most user responses.

7.1.2.6 DISCUSSION

The robot in this study was controlled through a 2 DOF joystick and a single button, which is comparable to the assistive robot arms in use today.

As expected, we saw a general trend in which more autonomy resulted in better performance across all objective measures (task completion ratio, execution time, number of mode switches, and total joystick input), supporting [H2a–H2d](#). We also saw evidence that autonomy decreased feelings of control, supporting [H2e](#). However, it improved people’s subjective evaluations of usability and preference, particularly between the shared autonomy methods (policy and blend), supporting [H2f](#) and [H2g](#). Most objective measures (particularly total execution time, number of mode switches, and total joystick input) showed significant differences between all or nearly all pairs of methods, while the subjective results were less certain, with significant differences between fewer pairs of methods.

We can draw several insights from these findings. First, autonomy improves peoples’ performance on a realistic assistive task by requiring less physical effort to control the robot. People use fewer mode switches (which require button presses) and move the joystick less in the more autonomous conditions, but still perform the task more quickly and effectively. For example, in the policy method, 8 of our 22 users did not use any mode switches for any trial, but this method yielded the highest completion ratio and low execution times. Clearly, some robot autonomy can benefit people’s experience by reducing the amount of work they have to do.

Interestingly, full autonomy is not always as effective as allowing the user to retain some control. For example, the policy method had a slightly (though not significantly) higher average completion ratio than the full autonomy method. This appears to be the result of

users fine-tuning the robot’s end effector position to compensate for small visual or motor inaccuracies in the automatic bite localization process. Because the task of spearing relatively small bites of food requires precise end effector localization, users’ ability to fine-tune the final fork alignment seems to benefit the overall success rate. Though some users were able to achieve it, our policy method isn’t designed to allow this kind of fine-tuning, and will continually move the robot’s end effector back to the erroneous location against the user’s control. Detecting when this may be occurring and decreasing assistance would likely enhance people’s ability to fine-tune alignment, and improve their task completion rate even further.

Given the success of blending in previous studies [Li+11; CD12; DS13a; Mue+15; Gop+16], we were surprised by the poor performance of blend in our study. We found no significant difference for blending over direct teleoperation for success rate, task completion time, or number of mode switches. We also saw that it performed the worst among all methods for both user liking and ranking. One possible explanation is that blend spent relatively little time assisting users (fig. 7.8e). For this task, the goal predictor was unable to confidently predict the user’s goal for 69% of execution time, limiting the amount of assistance (fig. 7.9c). Furthermore, the difficult portion of the task—rotating the fork tip to face downward—occurred at the beginning of execution. Thus, as one user put it “While the robot would eventually line up the arm over the plate, most of the hard work was done by me.” In contrast, user comments for shared autonomy indicated that “having help earlier with fork orientation was best.” This suggests that the *magnitude* of assistance was less important than assisting at a time that would have been helpful. And in fact, assisting only during the portion where the user could do well themselves resulted in additional frustration.

Although worse by all objective metrics, participants tended to prefer direct teleoperation over autonomy. This is not entirely surprising, given prior work where users expressed preference for more control [Kim+12]. However, for difficult tasks like this one, users in prior works tend to favor more assistance [YH11; DS13a]. Many users commented that they disliked autonomy due to the lack of item selection, for example, “While [autonomy] was fastest and easiest, it did not account for the marshmallow I wanted.” Another user mentioned that autonomy “made me feel inadequate.”

We also found that users responded to failures by blaming the system, even when using direct teleoperation. Of the eight users who failed to successfully spear a bite during an autonomous trial, five users commented on the failure of the algorithm. In contrast, of the 19 users who had one or more failure during teleoperation, only two

METRIC	AUTONOMY	AUTONOMY	AUTONOMY	POLICY	POLICY	BLEND
	— POLICY	— BLEND	— DIRECT	— BLEND	— DIRECT	— DIRECT
Success Rate	NS	NS	NS	0.050	0.021	NS
Completion Time	< 0.001	< 0.001	< 0.001	< 0.001	< 0.001	NS
Mode Switches	NS	< 0.001	< 0.001	< 0.001	< 0.001	NS
Control Input	< 0.001	< 0.001	< 0.001	< 0.001	< 0.001	0.004
Ranking	NS	NS	NS	0.006	NS	NS
Like Rating	NS	NS	NS	0.012	NS	NS
Control Rating	< 0.001	.001	< 0.001	< 0.001	0.008	.002
Quickly Rating	NS	NS	NS	0.010	0.043	NS

commented on their own performance. Instead, users made comments about the system itself, such as how the system “seemed off for some reason” or “did not do what I intended.” One user blamed their viewpoint for causing difficulty for the alignment, and another the joystick. This suggests that people are more likely to penalize autonomy for its shortcomings than their own control. Interestingly, this was not the case for the shared autonomy methods. We find that when users had some control over the robot’s movement, they did not blame the algorithm’s failures (for example, mistaken alignments) on the system.

Table 7.1: Post-Hoc p-value for every pair of algorithms for each hypothesis. For Success rate, completion time, mode switches, and total joystick input, results are from a repeated measures ANOVA. For like rating and ranking, results are from a Wilcoxon signed-rank test. All values reported with Holm-Bonferroni corrections.

7.2 Human-Robot Teaming

In human-robot teaming, the user and robot want to achieve a set of related goals. Formally, we assume a set of user goals $g^u \in G^u$ and robot goals $g^r \in G^r$, where both want to achieve all goals. However, there may be constraints on how these goals can be achieved (e.g. user and robot cannot simultaneously use the same object [HB07]). We apply a conservative model for these constraints through a *goal restriction set* $\mathcal{R} = \{(g^u, g^r) : \text{Cannot achieve } g^u \text{ and } g^r \text{ simultaneously}\}$. In order to efficiently collaborate with the user, our objective is to simultaneously predict the human’s intended goal, and achieve a robot goal not in the restricted set. We remove the achieved goals from their corresponding goal sets, and repeat this process until all robot goals are achieved.

The state x corresponds to the state of both the user and robot, where u affects the user portion of state, and a affects the robot portion. The transition function $T(x' | x, u, a)$ deterministically transitions the state by applying u and a sequentially.

For prediction, we used the same cost function for C_κ^u as in our shared teleoperation experiments (section 7.1). Let d be the distance between the robot state $x' = T^u(x, u)$ ⁴ and target κ :

$$C_\kappa^u(x, u) = \begin{cases} \alpha & d > \delta \\ \frac{\alpha}{\delta}d & d \leq \delta \end{cases}$$

Which behaves identically to our shared control teleoperation setting: when the distance is far away from any target ($d > \delta$), probability shifts towards goals relative to how much progress the user makes towards them. When the user stays close to a particular target ($d \leq \delta$), probability mass shifts to that goal, as the cost for that goal is less than all others.

Unlike our shared control teleoperation setting, our robot cost function does not aim to achieve the same goal as the user, but rather any goal not in the restricted set. As in our shared autonomy framework, let g be the user's goal. The cost function for a particular user goal is:

$$C_g^r(x, u, a) = \min_{g^r \text{ s.t. } (g, g^r) \notin \mathcal{R}} C_{g^r}^u(x, a)$$

Where C_g^u uses the cost for each target C_κ^u to compute the cost function as described in section 6.4. Additionally, note that the min over cost functions looks identical to the min over targets to compute the cost for a goal. Thus, for deterministic transition functions, we can use the same proof for computing the value function of a goal given the value function for all targets (section 6.4.1) to compute the value function for a robot goal given the value function for all user goals:

$$V_g^r(x) = \min_{g^r \text{ s.t. } (g, g^r) \notin \mathcal{R}} V_{g^r}^u(x)$$

This simple cost function provides us a baseline for performance. We might expect better collaboration performance by incorporating costs for collision avoidance with the user [MB13; LS15], social acceptability of actions [Sis+07], and user visibility and reachability [Sis+10; PA10; Mai+11]. We use this cost function to test the viability of our framework as it enables closed-form computation of the value function.

This cost and value function causes the robot to go to any goal currently in its goal set $g^r \in G^r$ which is not in the restriction set of the user goal g . Under this model, the robot makes progress towards goals that are unlikely to be in the restricted set and have low cost-to-go. As the form of the cost function is identical to that which we used in shared control teleoperation, the robot behaves similarly: making constant progress when far away ($d > \delta$), and slowing down for alignment when near ($d \leq \delta$). The robot terminates and completes the task once some condition is met (e.g. $d \leq \epsilon$).

⁴ We sometimes instead observe x' directly (e.g. sensing the pose of the user hand)

HINDSIGHT OPTIMIZATION FOR HUMAN-ROBOT TEAMING

Similar to shared control teleoperation, we believe hindsight optimization is a suitable POMDP approximation for human-robot teaming. The efficient computation enables us to respond quickly to changing user goals, even with continuous state and action spaces. For our formulation of human-robot teaming, explicit information gathering is not possible: As we assume the user and robot affect different parts of state space, robot actions are unable to explicitly gather information about the user’s goal. Instead, we gain information freely from user actions.

7.2.1 Human-Robot Teaming Experiment

We apply our shared autonomy framework to a human-robot teaming task of gift-wrapping, where the user and robot must both perform a task on each box to be gift wrapped. Our goal restriction set enforces that they cannot perform a task on the same box at the same time.

In a user study, we compare three methods: our shared autonomy framework, referred to as *policy*, a standard predict-then-act system, referred to as *plan*, and a non-adaptive system where the robot executes a fixed sequence of motions, referred to as *fixed*.

7.2.1.1 METRICS

Task fluency involves seamless coordination of action. One measure for task fluency is the minimum distance between the human and robot end effectors during a trial. This was measured automatically by a Kinect mounted on the robot’s head, operating at 30Hz. Our second fluency measure is the proportion of trial time spent in collision. Collisions occur when the distance between the robot’s end effector and the human’s hand goes below a certain threshold. We determined that 8cm was a reasonable collision threshold based on observations before beginning the study.

Task efficiency relates to the speed with which the task is completed. Objective measures for task efficiency were total task duration for robot and for human, the amount of human idle time during the trial, and the proportion of trial time spent idling. Idling is defined as time a participant spends with their hands still (i.e., not completing the task). For example, idling occurs when the human has to wait for the robot to stamp a box before they can tie the ribbon on it. We only considered idling time while the robot was executing its tasks, so idle behaviors that occurred after the robot was finished stamping the boxes—which could not have been caused by the robot’s behavior—

were not taken into account.

We also measured subjective *human satisfaction* with each method through a seven-point Likert scale survey evaluating perceived safety (four questions) and sense of collaboration (four questions). The questions were:

1. "HERB was a good partner"
2. "I think HERB and I worked well as a team"
3. "I'm dissatisfied with how HERB and I worked together"
4. "I trust HERB"
5. "I felt that HERB kept a safe distance from me"
6. "HERB got in my way"
7. "HERB moved too fast"
8. "I felt uncomfortable working so close to HERB"

7.2.1.2 HYPOTHESES

We hypothesize that:

H3a *Task fluency will be improved with our policy method compared with the plan and fixed methods*

H3b *Task efficiency will be improved with our policy method compared with the plan and fixed methods*

H3c *People will subjectively prefer the policy method to the plan or fixed methods*

7.2.1.3 EXPERIMENTAL DESIGN

We developed a gift-wrapping task (fig. 7.11). A row of four boxes was arranged on a table between the human and the robot; each box had a ribbon underneath it. The robot's task was to stamp the top of each box with a marker it held in its hand. The human's task was to tie a bow from the ribbon around each box. By nature of the task, the goals had to be selected serially, though ordering was unspecified. Though participants were not explicitly instructed to avoid the robot, tying the bow while the robot was stamping the box was challenging because the robot's hand interfered, which provided a natural disincentive toward selecting the same goal simultaneously.

7.2.1.4 IMPLEMENTATION

We implemented the three control methods on HERB Srinivasa et al. [Sri+12], a bi-manual mobile manipulator with two Barrett WAM arms. A Kinect was used for skeleton tracking and object detection. Motion planning was performed using CHOMP, except for our policy method in which motion planning works according to section 6.1.



Figure 7.11: Participants performed a collaborative gift-wrapping task with HERB to evaluate our POMDP based reactive system against a state of the art predict-then-act method, and a non-adaptive fixed sequence of robot goals.

The stamping marker was pre-loaded in HERB's hand. A stamping action began at a home position, the robot extended its arm toward a box, stamped the box with the marker, and retracted its arm back to the home position.

To implement the fixed method, the system simply calculated a random ordering of the four boxes, then performed a stamping action for each box. To implement the predict-then-act method, the system ran the human goal prediction algorithm from [section 6.3.1](#) until a certain confidence was reached (50%), then selected a goal that was not within the restricted set \mathcal{R} and performed a stamping action on that goal. There was no additional human goal monitoring once the goal action was selected. In contrast, our policy implementation performed as described in [section 7.2](#), accounting continually for adapting human goals and seamlessly re-planning when the human's goal changed.

7.2.1.5 PROCEDURE

We conducted a within-subjects study with one independent variable (control method) that had 3 conditions (policy, plan, and fixed). Each performed the gift-wrapping task three times, once with each robot control method. To counteract the effects of novelty and practice, we counterbalanced on the order of conditions.

We recruited 28 participants (14 female, 14 male; mean age 24, SD 6) from the local community. Each participant was compensated \$5 for their time. After providing consent, participants were introduced to the task by a researcher. They then performed the three gift-wrapping trials sequentially. Immediately after each trial, before continuing to the next one, participants completed an eight question Likert-scale survey to evaluate their collaboration with HERB on that trial. At the end of the study, participants provided verbal feedback about the three methods. All trials and feedback were video recorded.

7.2.1.6 RESULTS

Two participants were excluded from all analyses for noncompliance during the study (not following directions). Additionally, for the fluency objective measures, five other participants were excluded due to Kinect tracking errors that affected the automatic calculation of minimum distance and time under collision threshold. Other analyses were based on video data and were not affected by Kinect tracking errors.

We assess our hypotheses using a significance level of $\alpha = 0.05$. For data that violated the assumption of sphericity, we used a

Greenhouse-Geisser correction. If a significant main effect was found, a post-hoc analysis was used to identify which conditions were statistically different from each other, with Holm-Bonferroni corrections for multiple comparisons.

To evaluate **H3a** (fluency), we conducted a repeated measures ANOVA testing the effects of method type (policy, plan, and fixed) on our two measures of human-robot distance: the minimum distance between participant and robot end effectors during each trial, and the proportion of trial time spent with end effector distance below the 8cm collision threshold (fig. 7.12). The minimum distance metric was not significant ($F(2, 40) = 1.405, p = 0.257$). However, proportion of trial time spent in collision was significantly affected by method type ($F(2, 40) = 3.639, p = 0.035$). Interestingly, the policy method never entered under the collision threshold. Post-hoc pairwise comparisons with a Holm-Bonferroni correction reveal that the policy method yielded significantly ($p = 0.027$) less time in collision than the plan method (policy $M = 0.0\%$, $SD = 0$; plan $M = 0.44\%$, $SD = 0.7$).

Therefore, **H3a** is partially supported: the policy method actually yielded no collisions during the trials, whereas the plan method yielded collisions during 0.4% of the trial time on average. This confirms the intuition behind the differences in the two methods: the policy continually monitors human goals, and thus never collides with the human, whereas the plan method commits to an action once a confidence level has been reached, and is not adaptable to changing human goals.

To evaluate **H3b** (efficiency), we conducted a similar repeated measures ANOVA for the effect of method type on task durations for robot and human (fig. 7.14), as well as human time spent idling (fig. 7.13). Human task duration was highly variable and no significant effect for method was found ($F(2, 50) = 2.259, p = 0.115$). On the other hand, robot task duration was significantly affected by method condition ($F(2, 50) = 79.653, p < 0.001$). Post-hoc pairwise comparisons with a Bonferroni correction reveal that differences between all conditions are significant at the $p < 0.001$ level. Unsurprisingly, robot task completion time was shortest in the fixed condition, in which the robot simply executed its actions without monitoring human goals ($M = 46.4s, SD = 3.5s$). It was significantly longer with the plan method, which had to wait until prediction reached a confidence threshold to begin its action ($M = 56.7s, SD = 6.0$). Robot task time was still longer for the policy method, which continually monitored human goals and smoothly replanned motions when required, slowing down the overall trajectory execution ($M = 64.6s, SD = 5.3$).

Total task duration (the maximum of human and robot time) also

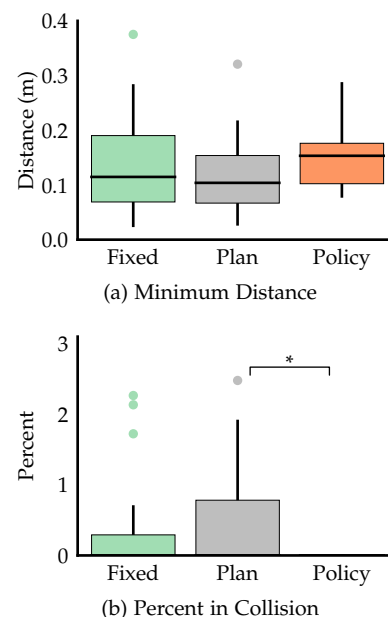


Figure 7.12: Distance metrics: no difference between methods for minimum distance during interaction, but the policy method yields significantly ($p < 0.05$) less time in collision between human and robot.

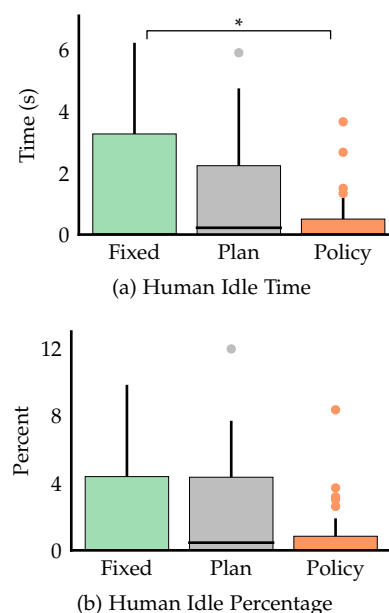


Figure 7.13: Idle time metrics: policy yielded significantly ($p < 0.05$) less absolute idle time than the fixed method.

showed a statistically significant difference ($F(2, 50) = 4.887, p = 0.012$). Post-hoc tests with a Bonferroni-Holm correction show that both fixed ($M = 58.6s, SD = 14.1$) and plan ($M = 60.6s, SD = 7.1$) performed significantly ($p = 0.026$ and $p = 0.032$, respectively) faster than policy ($M = 65.9s, SD = 6.3$). This is due to the slower execution time of the policy method, which dominates the total execution time.

Total idle time was also significantly affected by method type ($F(2, 50) = 3.809, p = 0.029$). Post-hoc pairwise comparisons with Bonferroni correction reveal that the policy method yielded significantly ($p = 0.048$) less idle time than the fixed condition (policy $M = 0.46s, SD = 0.93$, fixed $M = 1.62s, SD = 2.1$). Idle time percentage (total idle time divided by human trial completion time) was also significant ($F(2, 50) = 3.258, p = 0.047$). Post-hoc pairwise tests with Bonferroni-Holm correction finds no significance between pairs. In other words, the policy method performed significantly better than the fixed method for reducing human idling time, while the plan method did not.

Therefore, **H3b** is partially supported: although total human task time was not significantly influenced by method condition, the total robot task time and human idle time were all significantly affected by which method was running on the robot. The robot task time was slower using the policy method, but human idling was significantly reduced by the policy method.

To evaluate **H3c** (subjective responses), we first conducted a Chronbach's alpha test to assure that the eight survey questions were internally consistent. The four questions asked in the negative (e.g., "I'm dissatisfied with how HERB and I worked together") were reverse coded so their scales matched the positive questions. The result of the test showed high consistency ($\alpha = 0.849$), so we proceeded with our analysis by averaging together the participant ratings across all eight questions.

During the experiment, participants sometimes saw collisions with the robot. We predict that collisions will be an important covariate on the subjective ratings of the three methods. In order to account for whether a collision occurred on each trial in our within-subjects design, we cannot conduct a simple repeated measures ANOVA. Instead, we conduct a linear mixed model analysis, with average rating as our dependent variable; method (policy, plan, and fixed), collision (present or absent), and their interaction as fixed factors; and method condition as a repeated measure and participant ID as a covariate to account for the fact that participant ratings were not independent across the three conditions. Table 7.2 shows details of the scores for each method broken down by whether a collision occurred.

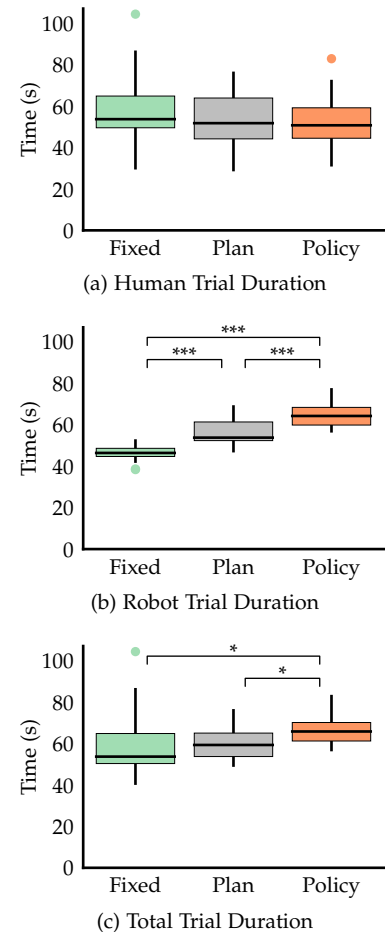


Figure 7.14: Duration metrics, with pairs that differed significantly during post-analysis are plotted, where * indicates $p < 0.05$ and *** that $p < 0.001$. Human trial time was approximately the same across all methods, but robot time increased with the computational requirements of the method. Total time thus also increased with algorithmic complexity.

	NO COLLISION		COLLISION	
	<i>mean (SD)</i>	<i>N</i>	<i>mean (SD)</i>	<i>N</i>
Fixed	5.625 (1.28)	14	4.448 (1.23)	12
Plan	5.389 (1.05)	18	4.875 (1.28)	8
Policy	5.308 (0.94)	26	—	0

Table 7.2: Subjective ratings for each method condition, separated by whether a collision occurred during that trial.

We found that collision had a significant effect on ratings ($F(1,47.933) = 6.055, p = 0.018$), but method did not ($F(1,47.933) = 0.312, p = 0.733$). No interaction was found. In other words, ratings were significantly affected by whether or not a participant saw a collision, but not by which method they saw independent of that collision. Therefore, **H3c** is not directly supported. However, our analysis shows that collisions lead to poor ratings, and our results above show that the policy method yields fewer collisions. We believe a more efficient implementation of our policy method to enable faster robot task completion, while maintaining fewer collisions, may result in users preferring the policy method.

7.3 Discussion

In [chapter 6](#), we presented a method for shared autonomy that does not rely on predicting a single user goal, but assists for a distribution over goals. Our motivation was a lack of assistance when using predict-then-act methods - in our own experiment ([section 7.1.2](#)), resulting in no assistance for 69% of execution time. To assist for any distribution over goals, we formulate shared autonomy as a POMDP with uncertainty over user goals. To provide assistance in real-time over continuous state and action spaces, we used hindsight optimization [[Lit+95](#); [Cho+00](#); [Yoo+08](#)] to approximate solutions. We tested our method on two shared-control teleoperation scenarios, and one human-robot teaming scenario. Compared to predict-then-act methods, our method achieves goals faster, requires less user input, decreases user idling time, and results in fewer user-robot collisions.

In our shared control teleoperation experiments, we found user preference differed for each task, even though our method outperformed a predict-then-act method across all objective measures for both tasks. This is not entirely surprising, as prior works have also been mixed on whether users prefer more control authority or better task completion [[YH11](#); [Kim+12](#); [DS13a](#)]. In our studies, user’s tended to prefer a predict-then-act approach for the simpler grasping scenario, though not significantly so. For the more complex eating task, users significantly preferred our shared autonomy method to a predict-then-act method. In fact, our method and blending were

the only pair of algorithms that had a significant difference across all objective measures and the subjective measuring of like and rank (table 7.1).

However, we believe this difference of rating cannot simply be explained by task difficulty and timing, as the experiments had other important differences. The grasping task required minimal rotation, and relied entirely on assistance to achieve it. Using blending, the user could focus on teleoperating the arm near the object, at which point the predictor would confidently predict the user goal, and assistance would orient the hand. For the feeding task, however, orienting the fork was necessary before moving the arm, at which point the predictor could confidently predict the user goal. For this task, predict-then-act methods usually did not reach their confidence threshold until users completed the most difficult portion of the task - cycling control modes to rotate and orient the fork⁵. This inability to confidently predict a goal until the fork was oriented caused predict-then-act methods to provide no assistance for the first 29.4 seconds on average - which is greater than the total average time of our method (18.5s). We believe users were more willing to give up control authority if they did not need to do multiple mode switches and orient the fork, which subjectively felt more tedious than moving the position.

For human-robot teaming, the total task time was dominated by the robot, with the user generally finishing before the robot. In situations like this, augmenting the cost function to be more aggressive with robot motion, even at the cost of responsiveness to the user, may be beneficial. Additionally, incorporating more optimal robot policies may enable faster robot motions within the current framework.

Finally, though we believe these results show great promise for shared control teleoperation and teaming, we note users varied greatly in their preferences and desires. Prior works in shared control teleoperation have been mixed on whether users prefer control authority or more assistance [YH11; Kim+12; DS13a]. Our own experiments were also mixed. Even within a task, users had high variance, with users fairly split for grasping (fig. 7.3), and a high variance for user responses for full autonomy for eating (fig. 7.10). For teaming, users were similarly mixed in their rating for an algorithm depending on whether or not they collided with the robot (table 7.2). This variance suggests a need for the algorithm to adapt to each individual user, learning their particular preferences.

⁵ These mode switches have been identified as a significant contributor to operator difficulty and time consumption [Her+16]

Prediction with Assistance in Shared Autonomy

Our experiments in [chapter 7](#) indicate that users had varied preferences for when and how they would like to be assisted. In [section 7.1.1.6](#), we examined how users with different preferences changed their inputs in different ways for each assistance strategy. Users who preferred *blend* often opposed assistance, providing inputs to counteract the shared autonomy system even when it made progress for their goal. Users who preferred *policy* often provided no inputs while assistance was going towards their goal, letting the shared autonomy system do the bulk of the work. See [fig. 7.6](#).

In this chapter, we provide a method for learning a model of user behavior during assistance, and incorporating this model into cost minimization. These models are learned for each individual user as they use our shared autonomy system. The shared autonomy system then updates with the new predictor, which we use at the next iteration. This process repeats. See [fig. 8.1](#).

In order to learn how a user responds to assistance quickly, we use our previously described predictor ([section 6.3.1](#)) as a prior. Intuitively, we believe that user behavior during assistance will closely resemble how they act without it. Our method learns a new distribution of user actions by minimizing the Kullback-Leibler (KL) divergence with a distribution for user behavior without assistance. Using this prior enables us to learn a good model with fewer data points.

With this predictor, we perform a short rollout of actions the user and robot would select during shared autonomy. If we predict an assistance action will cause a user to oppose assistance, we account for the additional cost the user would incur, and penalize that action. If we predict an assistance action will enable a user to achieve their goal without providing input, we predict they incur less cost, and prefer that action.

We implement this method for a discrete gridworld scenario with modal control [[Her+16](#)] ([section 5.3](#)). To simulate the cost of mode

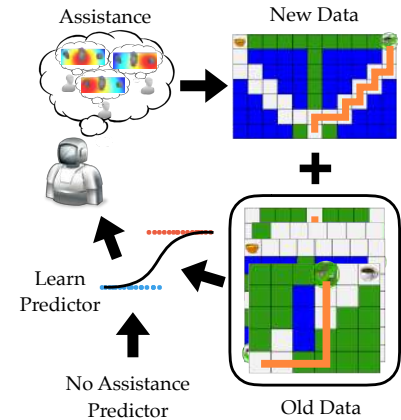


Figure 8.1: Our algorithm pipeline. Given the current predictor, we utilize the framework from [chapter 6](#) to provide assistance under goal uncertainty. Once the system achieves the user’s goal, we add this trial to all previous data. We use this entire dataset, along with a prior model of user behavior with no assistance, to learn a new predictor. This induces a different assistance policy, which we use at the next iteration. We repeat this process.

switching in shared-control teleoperation, users experienced a time delay when they switched modes. At each timestep, our shared autonomy system can provide assistance by automatically switching modes for the user. In a study with users on mechanical turk, we find that using this new predictor enabled users to achieve their goals while incurring less cost, and with less fighting against assistance.

8.1 Learning the User Policy with Assistance

Intuitively, we believe that user behavior during assistance will resemble the way they act without assistance. Let P^{me} be a predictor of user behavior without assistance, e.g. learned through maximum entropy inverse optimal control (MaxEnt IOC) [Zie+08]. Notably, this predictor is goal-driven, as it models the user as an agent stochastically minimizing a cost function for a particular goal. Thus, this captures how a user would attempt to achieve a goal without assistance.

To learn a predictor with assistance, we employ the principle of *minimum cross-entropy* [SJ80], matching the observed data while minimizing the Kullback-Leibler (KL) divergence to this prior distribution.

Let f_u^ζ be some features of user input u and trajectory so far ζ . Let $\overline{f_u^\zeta}$ be the average feature observed in the data:

$$\begin{aligned} & \arg \min_{P^{\text{kl}}} \text{KL}(P^{\text{kl}} \| P^{\text{me}}) \\ \text{s.t. } & \sum_{\zeta \in \text{Data}} P(\zeta) \sum_u P^{\text{kl}}(u | \zeta) f_u^\zeta = \overline{f_u^\zeta} \end{aligned}$$

That is, the average feature of the data $\overline{f_u^\zeta}$ should match the expected feature predicted by our learned distribution P^{kl} on the trajectories observed in the data.

As our prior models how a user would achieve a goal, we choose features f_u^ζ to model how users respond to assistance. For computational purposes, we follow Nikolaidis et al. [Nik+16] and utilize a bounded memory model, incorporating features of only a short history k . For these past k timesteps, we select features to indicate whether the user opposed assistance. We also use a feature for the difference between the optimal cost-to-go for the user acting alone minus if assistance were optimal for that goal. This feature captures how likely a user is to select actions which rely on assistance, going to states that are useful if assistance reacts optimally.

8.2 Assistance Action Selection

Given a predictor, we can compute the value function for a known goal similarly to our formulation in [chapter 6](#). Once we have the value function for each goal, we combine through QMDP/Hindsight Optimization [[Cho+00](#); [Yoo+08](#); [Lit+95](#)] to select actions under goal uncertainty. Once the user supplies an input, we use the new predictor to update our distribution over goals.

Following [eq. \(6.1\)](#), we compute the value function for a single goal:

$$\begin{aligned} V^{\pi^r}(s) &= \mathbb{E} \left[\sum_t C^r(s_t, u_t, a_t) \mid s_0 = s \right] \\ u_t &\sim P^{\text{kl}}(\cdot \mid s_t, f^{\zeta_t}) \\ a_t &\sim \pi^r(\cdot \mid s_t, u_t) \\ s_{t+1} &\sim T(\cdot \mid s_t, u_t, a_t) \end{aligned}$$

Where f^{ζ_t} are trajectory features of up until time t . In [section 6.2](#), we discuss various approximations to this, where we do not need to roll out u_t for all time steps. In particular, we utilized the ROBOT TAKES OVER approximation in our experiments ([chapter 7](#)), which corresponds to:

$$V_{\text{section 6.2}}(s) = \min_{\pi^r} \mathbb{E} \left[\sum_t C^r(s_t, 0, a_t) \mid s_0 = s \right] \quad (8.1)$$

This assumption was made for computational purposes - rolling out the user and robot policies while selecting assistance actions is computationally difficult. However, if we wish to incorporate the user model into action selection - for example, to avoid fighting the user - we must relax this assumption.

Instead, we approximate by rolling out our policy and predictor for a short horizon, and utilize a heuristic thereafter:

$$V(s) \approx \min_{\pi^r} \mathbb{E} \left[\sum_t^T C^r(s_t, u_t, a_t) + \tilde{V}(x_T) \mid s_0 = s \right] \quad (8.2)$$

Where \tilde{V} is some estimate of the cost-to-go, e.g. $\tilde{V} = V_{\text{section 6.2}}$. In practice, we let the horizon T equal the history our predictor uses.

8.3 Iterating Learning and Policy Updates

The above learning problem assumes that that the training and testing distributions are independent and identically distributed (iid) - that is, the training histories $\zeta \in \text{Data}$ are drawn from the same distribution of histories we will see during testing. However, updating

our model of the user causes our shared autonomy policy to change, and therefore the histories to be different, violating this assumption.

This common problem in reinforcement learning is addressed by the DAgger method [Ros+11; RB12]. The solution is intuitively simple - iteratively update your policy, get a new set of data with the current policy, and train the predictor with all data, including data from previous policies. See [fig. 8.1](#). In addition to providing theoretical no-regret guarantees in this setting, this has the empirical benefit of continuously adapting to the user’s behavior during assistance¹.

8.4 Experiments

We implement this method for a discrete gridworld scenario intended to mimic shared-control teleoperation for modal control [Her+16] ([section 5.3](#)). Briefly, modal control addresses the problem of controlling high degree of freedom systems with lower degree of freedom inputs by defining a discrete set of control modes, each of which controls a subset of the robot degrees of freedom.

We aimed to evaluate each user on the same set of maps using three methods in randomized order:

1. DIRECT, where no assistance was provided
2. MAXENT, where we used a predictor which assumed no assistance ([chapter 6](#))
3. ROLLOUT, where we learn a predictor with assistance ([section 8.1](#)) and a short rollout to estimate the new value function ([section 8.2](#))

Prior to MAXENT or ROLLOUT, users went through a different set of maps, which we use to learn the user policy P^{me} based on Max-Ent IOC [Zie+08]. When using the ROLLOUT method, we initialize our predictor by running the optimization of [section 8.1](#) with our data without assistance. As described in [section 8.3](#), we update this predictor after every iteration, adding the trial data to our current dataset, computing P^{kl} using our P^{me} as a prior, use this to compute a new V , which leads to a new shared autonomy assistance policy. See [fig. 8.1](#). We repeat this process through all ROLLOUT trials between every iteration.

In this experiment, our MAXENT and ROLLOUT could only provide assistance by automatically switching modes for users. In assistive robotics, mode switching is a key cause of both cognitive load and execution time, consuming about 17.4% of execution time Herlant et al. [Her+16]. Thus, automatically mode switching provides useful non-intrusive assistance, and has been shown to be an effective form of assistance [Her+16]. Unlike the continuous control space from [chapter 7](#), this discrete assistance cannot easily be modelled by

¹ We can view our learning problem as one of system identification, where user inputs cause stochastic transitions and costs. Ross and Bagnell [RB12] show that the DAgger method provides guarantees and good performance in this setting.

blending [DS13a].

As the robot cannot complete the task on its own, we use the USER TAKES OVER approximation, detailed in section 6.2, when estimating the value functions $V_{\text{section 6.2}}$ (eq. (8.1)) and \tilde{V} (eq. (8.2)).

8.4.1 Metrics

Our experiments aim to evaluate the effectiveness and user satisfaction of each method.

Objective measures. We measure the objective efficiency of the system in two ways. *Cost* measures the total cost a user incurs in order to achieve their goal. This cost was proportional to time, as users experienced a time delay proportional to the cost². *Assistance Fight Ratio* measures how often the user and shared autonomy system both mode switch at the same iteration, undoing the action while causing the user to incur a large cost. We assess this metric only for methods that can provide assistance.

Subjective measures. We also evaluated user satisfaction with the system through subjective measures. After all trials with each method, we asked users to respond to questions about each system using a five point Likert scale. These questions, specified in section 8.4.3, assessed a user’s perceived ability to achieve their goal, and feeling of whether they were in control.

8.4.2 Hypotheses

We aim to evaluate through objective and subjective measures if users were able to achieve their goals better using our prediction with assistance framework. We formulate the following hypothesis regarding the efficiency of our methods, based on our objective measures:

H4a *Participants will achieve their goals while incurring less cost when using assistance with better predictors*

H4b *Participants will fight with assistance methods less while using assistance with better predictors*

In line with our hypotheses in section 7.1.2.2, we also formulate the following hypotheses about the subjective measures:

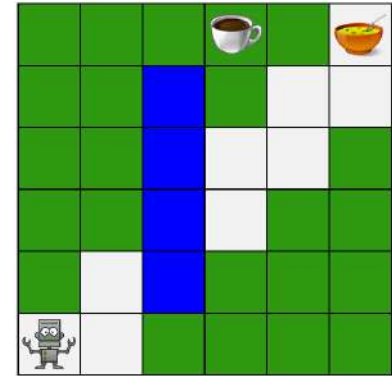
H4c *Participants will more strongly agree on feeling in control for methods with less autonomous assistance*

H4d *Participants will more strongly agree preference and usability subjective measures for assistance methods with better predictors*

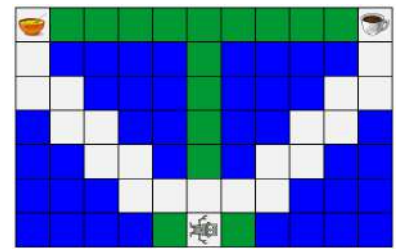
8.4.2.1 EXPERIMENT DESIGN

Users saw a map and controls, as shown in fig. 8.2. Their objective was to navigate to the displayed goal using the on-screen controls.


² Users frequently took breaks, so we do not assess task completion time.



(a) Example Map



(b) Map Testing Assistance Reliance



(c) User Controls and Target

Figure 8.2: Our experimental setup. (a) Users must navigate the robot to the specified goal, which the system does not know a priori. The grid includes fast-moving squares (white), slow-moving squares (green), and walls (blue). (b) Some maps were designed to distinguish between users who were willing to rely on assistance to automatically mode switch for a shorter path. (c) User controls and displayed target, where they move the robot through modal control: left-right and up-down, and can switch modes by rotating the robot. The active control mode is depicted by the orientation of the robot, and the opaque controls.

To simulate modal control, the robot had two control modes: left-right and up-down. This was indicated by the orientation of the robot itself, and the opacity of control buttons. When navigating, users experienced a *time delay* proportional to the cost. The time delay for moving on white and green squares was $80ms$ and $240ms$, respectively. The additional time delay for mode switching on either square was $800ms$. Blue squares on the screen represented walls, which the users could not move onto.

We manually created 26 maps, each having between 1 and 3 goals. Each map and goal is treated as a separate trial, with a total of 53 trials. For each user, we randomly assign 26 of these trials to training the predictor for MaxEnt IOC, and 27 trials for testing all methods. Maps consisted of a mix of simpler maps (e.g. [fig. 8.2a](#)), and maps aimed at distinguishing between users who liked to rely on assistance and those who preferred direct teleoperation (e.g. [fig. 8.2b](#)).

8.4.3 Procedure

We conducted a within-subjects study with one independent variable (control method) that had three conditions (DIRECT, MAXENT, ROLLOUT). Because each participant saw all control methods, we counteract the effects of novelty and practice by counterbalancing the order of conditions.

We recruited users through Amazon’s Mechanical Turk service. In order to ensure reliable results, all participants were located in the USA to avoid language barriers, and we required an approval rate of over 95%. We asked a control question to ensure they paid attention to the task, and eliminated users with incorrect answers to this question. In addition, as our task was very long, many users did not complete it. With those users removed, we ended up with 55 users who satisfied this criteria.

Users were first given instructions and 3 randomly selected practice trials with no assistance. After that, all users completed all trials for training the MaxEnt IOC predictor. Once the predictor was learned, users used our three control methods (DIRECT, MAXENT, ROLLOUT) in random order. Prior to using either MAXENT or ROLLOUT, users also had 3 random trials with assistance, using the MAXENT method. The ordering and trials for these methods as identical. Upon completing all trials for one method, users completed a short survey with the following questions:

1. “I felt in *control*”
2. “I was able to accomplish tasks *quickly*”
3. “The robot did what I *wanted*”
4. “If I were going to use a system, I would *like* to use the system”

8.4.4 Results

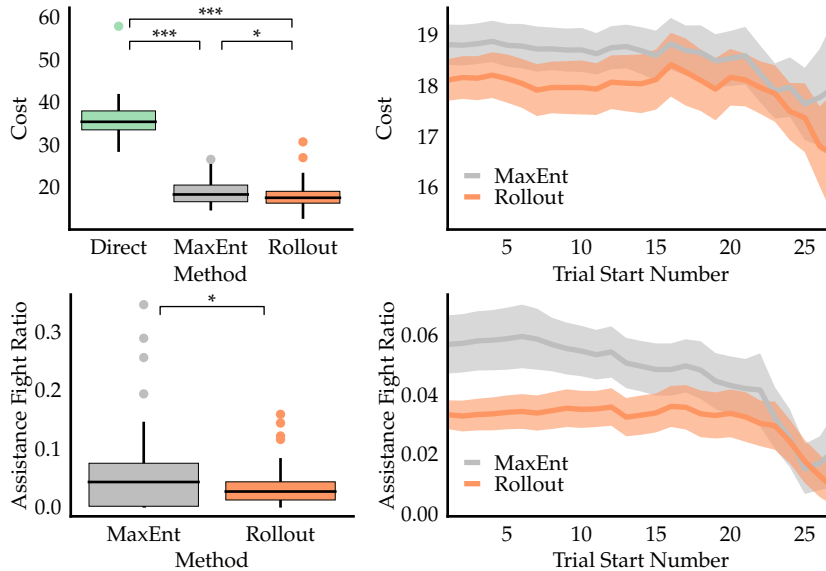


Figure 8.3: Objective measures for our experiment. On the left, boxplots for averages across all trials. Pairs that were found significant are plotted, where * indicates $p < 0.05$, and *** indicates $p < 0.001$. We see that ROLL-OUT enabled users to achieve their goals with significantly less cost, and with significantly less fighting of assistance. On the right, plots of averages across trials, showing how both the user and method adapt over iterations. For each user, instead of averaging across all trials for a user, we average from that index until the end. We plot the mean and standard error across users. We see that cost and fight decrease over time for MAXENT, indicating that users changed their behavior. The same effect is observed for ROLL-OUT, which occurs through a combination of user behavior changes and the predictor learning how they respond to assistance.

Our metrics are detailed in [section 8.4.1](#). For each participant, we computed the total cost accumulated for each method for each trial. We average across all 27 test trials in each condition, enabling us to treat each user as one independent datapoint in our analyses. Differences in our metrics across conditions were analyzed with a significance threshold of $\alpha = 0.05$. If a significant main effect was found, a post-hoc analysis was used to identify which conditions were statistically different from each other, with Holm-Bonferroni corrections for multiple comparisons.

We analyzed **cost** with a repeated measures ANOVA. As our data violated the assumption of sphericity, we used a Greenhouse-Geisser correction. We found that cost differed significantly between methods ($F(1.311, 70.813) = 509.34, p < 0.0001$). Post-hoc analysis revealed a significant differences of cost between all pairs: DIRECT and MAXENT ($p < 0.0001$), DIRECT and ROLL-OUT ($p < 0.0001$), and MAXENT and ROLL-OUT ($p = 0.039$). We found that using the ROLL-OUT policy resulted in users completing their task with less cost on average (18.108 ± 0.408) than MAXENT (18.804 ± 0.399) and DIRECT (35.706 ± 0.569). Thus, we found support for [H4a](#). As ROLL-OUT learns through iterations, we also plot how the average cost changes across trials. See [fig. 8.3](#).

As there are only two conditions for the **assistance fight ratio**, we analyzed with a paired sample t-test. We found a significant difference between MAXENT (0.0566 ± 0.0097) and ROLL-OUT (0.0331 ± 0.0048), $t(54) = 2.512, p = 0.015$. Thus, we found support

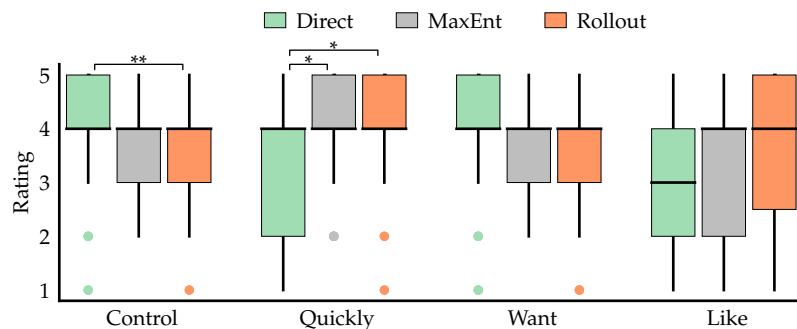


Figure 8.4: Boxplots of our user survey responses for questions specified in [section 8.4.3](#). When our analysis revealed a significant difference between methods, we plot where * indicates $p < 0.05$, and ** indicates $p < 0.01$.

for [H4b](#). As ROLLOUT learns through iterations, we also plot how the assistance fight ratio changes across trials. See [fig. 8.3](#).

User reported subjective measures for the survey questions are assessed using a Friedman’s test and a significance threshold of $\alpha = 0.05$. If significance was found, a post-hoc analysis was performed, comparing all pairs using a Wilcoxon signed-rank test with Holm-Bonferroni corrections.

User agreement on **control** differed significantly between methods, $\chi^2(2) = 19.169, p < 0.001$. Post-hoc analysis revealed that only one pair was significant, with users feeling more in control with DIRECT than ROLLOUT ($p = 0.005$). Thus, we find partial support for [H4c](#).

User agreement on their perceived ability to achieve goals **quickly** differed significantly between methods, $\chi^2(2) = 9.529, p = 0.009$. Post-hoc analysis revealed that both assistance methods were perceived to enable users to achieve goals more quickly than DIRECT, using either MAXENT ($p = 0.017$) or ROLLOUT ($p = 0.020$). We found no significant difference between MAXENT and ROLLOUT. Thus, we find partial support for [H4d](#).

We found significant differences for the subjective measures of **want** and **like**. See [fig. 8.4](#).

8.5 Discussion

In this chapter, we presented a method for modelling how users change their behavior during shared autonomy, and using this model to provide better shared autonomy. We were motivated by our observations that users had varied preferences, and these preferences correlated with how users reacted to assistance. In [section 8.1](#), we presented a method to learn a distribution over user actions by using a predictor learned without shared autonomy as a prior, enabling learning with few iterations. In [section 8.2](#), we demonstrated how to incorporate this user model into action selection. In [section 8.3](#), we discuss how this affects learning our predictor, and present our solu-

tion for learning through multiple iterations using DAgger [Ros+11; RB12]. Finally, in [section 8.4](#), we showed that this method enabled users to achieve their goals while incurring less cost, and while fighting the assistance strategy less.

While these results are a promising first step to incorporating models of how assistance affects user action selection, there is still much to be explored. Computationally, our method here is limited to discrete problems or sampling techniques, due to the rollout required for estimating the value function.

From an ideological point of view, we learn our predictor as if the user action selection depends only on a short history of states, user actions, and robot actions. In reality, we see that users will learn and adapt their behavior through iterations ([fig. 8.3](#)). We hope to explore methods that can model this user learning, and use it to provide better shared autonomy assistance.

9

Final Thoughts

This thesis presented methods for acting under uncertainty that are goal-directed, dealing with uncertainty only as required to achieve a goal. They are connected by the insight that not all uncertainty impedes gaining utility - even when uncertainty is high, there often exist actions which gain utility over the entire distribution. This insight enabled us to formulate and implement methods for active information gathering and shared autonomy for real-world problems.

For active information gathering, we first drew a connection between information gathering in robotics and adaptive submodularity ([chapter 3](#)), enabling us to provide near-optimality guarantees with an efficient lazy-greedy algorithm. This method gathered uncertainty *indiscriminately*, without considering the goal. To alleviate this, we formulated the *Decision Region Determination* (DRD) problem, with the goal of reducing uncertainty just enough to make a decision ([chapter 4](#)). We presented two adaptive submodular methods this problem, each providing rigorous guarantees and improved empirical performance compared to state-of-the-art active information gathering methods. Experimentally, we found this method outperformed those which reduce uncertainty indiscriminately, such as the commonly used reduction of Shannon entropy [[Cas+96](#); [Bur+97](#); [Fox+98](#); [Bou+02](#); [Zhe+05](#); [Fu+07](#); [Eri+08](#); [Hsi+08](#); [Heb+13](#); [Sad+16b](#)].

We next formulated shared autonomy as a general problem of acting under uncertainty ([chapter 6](#)). This formulation enabled us to use hindsight optimization to make progress for a distribution of user goals, rather than requiring the confident prediction in a single goal prior to assisting. In user studies for both shared-control teleoperation and human-robot teaming, we showed our method enabled faster performance with less user effort compared to methods which predict a single user goal ([chapter 7](#)). Though objective measures of performance were improved, we found users were mixed in their preference. To address this, we extended our shared autonomy framework to learn user-specific models for how they react to

assistance, and utilize this to minimize user cost (chapter 8).

Based on our experiences developing and implementing these ideas, we now discuss exciting areas of future work.

9.1 *Active Information Gathering Future Work*

DECISIONS AS TESTS

Our Decision Region Determination (DRD) framework modelled information gathering with three distinct components: *hypotheses* representing the possible state of the world, *tests* to gather information, and *decisions* valid for specific subsets of hypotheses. We showed how a variety of information gathering problems could be split into these three components (table 4.2).

However, decisions and tests need not be separate - in some situations, decisions can also be used to gather information. For example, in touch-based localization (sections 3.3, 4.3.2 and 4.5.1), we could attempt to accomplish the task prior to reducing uncertainty to a decision region. If we succeed, utility is gained and the problem is solved. If not, an observation is received, uncertainty is updated, and the method continues.

We could consider adding the set of decisions to tests, and terminating if a decision succeeds. However, this would be suboptimal - it would not capture the cost difference between reducing uncertainty to a decision region and then performing the decision, and accomplishing the task. One promising avenue for future work would be an extension of our framework to incorporate the utility gained by performing a decision, while maintaining adaptive submodularity. This would provide improved performance and near-optimality guarantees compared to the policy that can gather information and gain utility simultaneously.

LEARNING THROUGH TRIALS

In our experiments, we found that our method often selected the same tests, especially at the beginning of a trial. This is no surprise - the initial uncertainty was similar¹, and some outcomes occur with much higher probability. Performing the same test and receiving a similar outcome often resulted in selecting the same next test.

Incorporating a method which learns commonly occurring sequences of tests, observations, and the next selected test would enable us to sometimes skip test selection and gather information faster. Choudhury et al. [Cho+17a] present a promising line of work with a similar idea, using computationally intensive information gathering offline as an expert, and imitating this policy for online use.

¹ We generally sampled uncertainty from a continuous distribution to start, so while the set of hypotheses was different, they modelled the same underlying distribution

However, this method relies on learning a complicated policy for any situation.

Instead, it might be better to combine this learned policy with the ability to recompute test selection when necessary, e.g. when the observed outcomes are *not* similar enough to data. Ideally, learning is focused on commonly occurring sequences, enabling fast computation and good performance for most scenarios

We could also consider only learning this set for a small number of initial tests, as each additional observation makes it less likely that the entire sequence was observed. Additionally, computation is faster after some information has been gathered, as the expectations are computed over smaller sets.

9.2 *Shared Autonomy Future Work*

CAPTURING USER PREFERENCE AND FEELING OF CONTROL

One of our unexpected findings in our shared autonomy experiments was the variance in user preference. For disabled users, it has been hypothesized that users view assistive robots as extensions of themselves, enabling them to interact with the world in a way that they could not [Kim+12]. When objective performance was equal, users tended to prefer full control [Kim+12]. However, prior work has found that users subjectively prefer more assistance when it leads to more efficient task completion [YH11; DS13a].

Our findings here were mixed - for the easier grasping experiment, users tended to prefer less assistance, though not significantly so (section 7.1.1). For the more difficult feeding experiment, users preferred our shared autonomy framework to blending or direct teleoperation (section 7.1.2). For our gift-wrapping experiment, users preferred our shared autonomy method only when we conditioned on whether they collided with the robot (section 7.2.1). This suggests that user preference varies not simply on the amount of autonomy, but the situation and task at hand, and the kind of assistance.

One potential next step would be to learn a model of when certain assistance actions cause users to feel less control authority, and penalize those actions differently. For example, users seemed to appreciate extra-modal assistance in our feeding experiment, either because it was more helpful, or because assistance in a mode the user does not control affects their feeling of control authority less. Investigating this difference, and altering the assistance cost based on the findings, may enable greater user satisfaction.

Another variable that affected user preference was the task itself, where users prefer assistance for more difficult tasks. This is not sur-

prising, as we would expect users to give up control authority more willingly for tasks they may not prefer. One possibility indicator of how willing a user is to accept assistance is the difference in cost with and without assistance - that is, the difference in value function from a state if assistance were present or not. We utilized this difference as a feature in our user-specific adaptation experiments (chapter 8), and found it helped performance.

USER-SPECIFIC ADAPTATION

Recent works in shared autonomy, described in this thesis and otherwise [YH11; Lee+12; DS13a; Hau13], suggests that individual users respond to assistance differently. New work by Nikolaidis et al. [Nik+16; Nik+17c] captures these ideas through the user's *adaptability*, a parameter representing how likely a user is to change their strategy based on the robot's actions. Similarly, Sadigh et al. [Sad+16b] explore how to learn a model for how a robot's actions affect users, and use this model for robot action planning for autonomous driving. Sadigh et al. [Sad+16a; Sad+17] also explore how to actively gather information about the user's state and preferences.

However, we believe more general models exploring how autonomous assistance affects users should be explored and incorporated into action selection. In particular, learning user-specific models can be greatly beneficial, as we observed high variance of preference across users in our experiments (sections 7.1.1, 7.1.2 and 7.2.1). We began exploring this idea in chapter 8, and how we could incorporate this model into providing assistance. However, this work was limited to a simple gridworld example due to computational limitations. Scaling these ideas to larger domains may lead to even more improved performance, as assistance is often more helpful in more complicated problems.

INCORPORATING BETTER COST FUNCTIONS

In our experiments, we used a simple distance-based cost function, for which we could compute value functions in closed form. This enabled us to compute prediction and assistance 50 times a second, making the system feel responsive and reactive. However, this simple cost function could only provide simple assistance, with the objective of minimizing the time to reach a goal. Ideally, more complicated notions of the user's cost would be incorporated into action selection. Importantly, these methods should avoid performing rollouts online, as we require very efficient policies for use in shared autonomy.

Recent successes in reinforcement learning, and in particular deep learning, have largely focused on learning policies directly, instead

of value functions. Finn et al. [Fin+16] show a method for simultaneously learning a cost function and policy through Maximum Entropy Inverse Optimal Control (MaxEnt IOC) [Zie+08], which would enable more complicated policies to be learned. Interestingly, their experiments suggest that directly using the learned policy outperforms using the learned cost function. While using the learned policy directly is applicable for learning a single robot policy to imitate demonstrations, using hindsight optimization over a distribution of user goals requires learning a value function for each goal. An interesting avenue of future exploration would be to take learned policies and compute value functions for them, enabling our framework to utilize hindsight optimization over these policies.

9.3 *Acting Under Uncertainty Future Work*

Ideally, methods for acting under uncertainty simultaneously optimize over both information gathering and task accomplishing during the selection of each action. This is captured generally by POMDP solvers [Roy+05; SS05; Kur+08; SV10; Sha+12; Som+13; Sei+15]. However, optimizing for both simultaneously is often intractable.

Instead, the work in this thesis presents methods on two extremes of acting under uncertainty. For active information gathering, we focused on gathering information efficiently prior to making a decision, believing goal-directed progress could not be made until some uncertainty was resolved. For shared autonomy, our method instead tries to gain as much utility as possible under uncertainty, hoping uncertainty resolves itself over time. We believe many problems of acting under uncertainty falls into one of these categories.

We chose these extremes due to the contexts of each particular problem, where we believed one approach presented the right trade-offs. Ideally, a method would be imbued with some notion of which is useful, and could select one method for action selection to optimize over until some criteria was met. For example, our DRD framework could use for a decision region some set of uncertainty for which hindsight optimization would be successful. Methods which could compute some criteria like this may enable systems to both gather information and act under uncertainty without solving the full POMDP.

A

Appendix

Here we provide the proofs and details for our theorems throughout this thesis.

A.1 Hypothesis Pruning Proofs

We present proofs for our Hypothesis Pruning (HP) theorems from [chapter 3](#), showing the guarantee of near-optimal performance. To do so, we prove our metrics are adaptive submodular, strongly adaptive monotone, and self-certifying. Note that the bounds on adaptive submodular functions require that observations are not noisy - that is, for a fixed hypothesis h , a test can result in only one observation deterministically. In our case, we would like to model a distribution of observations for each test t and hypothesis h , as our sensors are noisy. Thus, we first construct a non-noisy problem by creating many weighted “noisy” copies of each hypothesis h . We then show how to compute our objective on the original problem. Finally, we prove our performance guarantee.

A.1.1 Constructing the Non-Noisy Problem

Similar to previous approaches in active learning, we construct a non-noisy problem by creating “noisy” copies of each hypothesis h for every possible noisy observation [[Gol+10](#); [Bel+12](#)]. Let $\Omega_t(h) = \{\hat{h}_1, \dots, \hat{h}_K\}$ be the function that creates K noisy copies for test t . Here, the original probability of h is distributed among all the noisy copies, $P(h) = \sum_{\hat{h} \in \Omega_t(h)} P(\hat{h})$. For convenience, we will also consider overloading Ω to take sets of tests, and sets of realizations. Let $\Omega_T(h)$ recursively apply Ω for each $t \in T$. That is, if we let $T = \{t_1, t_2, \dots\}$ we apply Ω_{t_1} to h , then Ω_{t_2} to every output of $\Omega_{t_1}(h)$, and so on. Note that we still have $P(h) = \sum_{\hat{h} \in \Omega_T(h)} P(\hat{h})$. Additionally, let $\Omega_T(\mathcal{H})$ apply Ω_T to each $h \in \mathcal{H}$ and combine the set.

The probability of each noisy copy comes from our weighting functions defined in [section 3.2.2](#):

$$\begin{aligned} \Omega_T(h) &= \{\hat{h}_1, \dots, \hat{h}_K\} \\ P(\hat{h}) &= P(h) \frac{\omega_{t_{\hat{h}}}(t_h)}{\sum_{\hat{h}' \in \Omega_t(h)} \omega_{t_{\hat{h}'}}(t_h)} \quad (\text{one test}) \\ P(\hat{h}) &= P(h) \prod_{t \in T} \frac{\omega_{t_{\hat{h}}}(t_h)}{\sum_{\hat{h}' \in \Omega_t(h)} \omega_{t_{\hat{h}'}}(t_h)} \quad (\text{multiple tests}) \end{aligned}$$

For simplicity, we also assume that the maximum value of our weighting function is equal to one for any test. We note that our weighting functions in [section 3.2.2](#) have this property for the non-noisy observation where $t_{\hat{h}} = t_h$:

$$\max_{\hat{h} \in \Omega_t(h)} \omega_{t_{\hat{h}}}(t_h) = 1 \quad \forall h, t \quad (\text{A.1})$$

We build our set of non-noisy realizations $\hat{\mathcal{H}} = \Omega_{\mathcal{T}}(\mathcal{H})$. Our objective function is over $\hat{\mathcal{H}}$, specifying the probability mass removed from the original problem. One property we desire is if our observations are consistent with one noisy copy of h , then we keep some proportion of all of the noisy copy (proportional to our weighting function ω^{HP} or ω^{WHP}). In our HP algorithm for example, if any noisy copy of h remains, the objective function acts as if all of the probability mass remains.

We define our utility function here in a slightly different form: if the evidence \mathcal{S} is generated by running tests T , with observations generated by \hat{h} , let $\hat{f}(T, \hat{h}) = f(\mathcal{S})$. Note that we can always do this mapping, as \hat{h} generates observations deterministically, and we can set $T = \mathcal{S}_T$. We compute our objective as:

$$\hat{f}(T, \hat{h}) = 1 - \sum_{h \in \mathcal{H}} \left(\prod_{t \in T} \frac{P(h)}{\max P(\Omega_t(h))} \right) \left(\sum_{\hat{h}' \in \Omega_{\mathcal{T}}(h)} P(\hat{h}') \prod_{t \in T} \delta_{t_{\hat{h}} t_{\hat{h}'}} \right)$$

Where $\delta_{t_{\hat{h}} t_{\hat{h}'}}$ is the Kronecker delta function, equal to 1 if $t_{\hat{h}} = t_{\hat{h}'}$ and 0 otherwise, h is the original hypothesis from which \hat{h} was produced, and $\max P(\Omega_t(h))$ is the highest probability of the “noisy” copies. By construction, any test will keep at most $\max P(\Omega_t(h))$ probability mass per test, since at most one noisy copy from $\Omega_t(h)$ will be consistent with the observation. Intuitively, multiplying by $\frac{P(h)}{\max P(\Omega_t(h))}$ will make it so if we kept the highest weighted noisy copy of h , our objective would be equivalent to keeping the entire hypothesis h .

$$\begin{aligned} \hat{f}(T, \hat{h}) &= 1 - \sum_{h \in \mathcal{H}} \left(\prod_{t \in T} \frac{P(h)}{\max P(\Omega_t(h))} \right) \left(\sum_{\hat{h}' \in \Omega_{\mathcal{T}}(h)} P(\hat{h}') \prod_{t \in T} \delta_{t_{\hat{h}} t_{\hat{h}'}} \right) \\ &= 1 - \sum_{h \in \mathcal{H}} \left(\prod_{t \in T} \frac{P(h)}{\max P(\Omega_t(h))} \right) \left(\sum_{\hat{h}' \in \Omega_T(h)} \sum_{\hat{h}'' \in \Omega_{\mathcal{T} \setminus T}(\hat{h}')} P(\hat{h}'') \prod_{t \in T} \delta_{t_{\hat{h}} t_{\hat{h}''}} \right) \\ &= 1 - \sum_{h \in \mathcal{H}} \left(\prod_{t \in T} \frac{P(h)}{\max P(\Omega_t(h))} \right) \left(\sum_{\hat{h}' \in \Omega_T(h)} \left(\prod_{t \in T} \delta_{t_{\hat{h}} t_{\hat{h}'}} \right) \sum_{\hat{h}'' \in \Omega_{\mathcal{T} \setminus T}(\hat{h}')} P(\hat{h}'') \right) \\ &= 1 - \sum_{h \in \mathcal{H}} \left(\prod_{t \in T} \frac{P(h)}{\max P(\Omega_t(h))} \right) \left(\sum_{\hat{h}' \in \Omega_T(h)} P(\hat{h}') \prod_{t \in T} \delta_{t_{\hat{h}} t_{\hat{h}'}} \right) \end{aligned}$$

Here, we separate the recursive splitting over the hypothesis h into those split based on tests in T and those split from other tests. Since $\prod_{t \in T} \delta_{t_{\hat{h}} t_{\hat{h}''}}$ only depends on the response to tests in T , it only depends on noisy copies made from Ω_T . Thus, we can factor those out. Additionally, we marginalize over the copies of \hat{h}' as $\sum_{\hat{h}'' \in \Omega_{\mathcal{T} \setminus T}(\hat{h}')} P(\hat{h}'') = P(\hat{h}')$. Overall, this simplification enables us to only consider the copies from the

tests in T . We further simplify:

$$\begin{aligned} \hat{f}(T, \hat{h}) &= 1 - \sum_{h \in \mathcal{H}} \left(\prod_{t \in T} \frac{P(h)}{\max_{\hat{h}' \in \Omega_t(h)} P(\hat{h}')} \right) \left(\sum_{\hat{h}' \in \Omega_T(h)} P(\hat{h}') \prod_{t \in T} \delta_{t_h t_{\hat{h}'}} \right) \\ &= 1 - \sum_{h \in \mathcal{H}} \left(\prod_{t \in T} P(h) \left(\frac{\sum_{\hat{h}'' \in \Omega_t(h)} \omega_{t_{\hat{h}''}}(t_h)}{\max_{\hat{h}' \in \Omega_t(h)} \omega_{t_{\hat{h}'}}(t_h) P(h)} \right) \right) \left(\sum_{\hat{h}' \in \Omega_T(h)} P(\hat{h}') \prod_{t \in T} \delta_{t_h t_{\hat{h}'}} \right) \end{aligned} \quad (\text{A.2})$$

$$= 1 - \sum_{h \in \mathcal{H}} \left(\prod_{t \in T} \sum_{\hat{h}'' \in \Omega_t(h)} \omega_{t_{\hat{h}''}}(t_h) \right) \left(\sum_{\hat{h}' \in \Omega_T(h)} P(\hat{h}') \prod_{t \in T} \delta_{t_h t_{\hat{h}'}} \right) \quad (\text{A.3})$$

$$= 1 - \sum_{h \in \mathcal{H}} \left(\prod_{t \in T} \sum_{\hat{h}'' \in \Omega_t(h)} \omega_{t_{\hat{h}''}}(t_h) \right) \left(\sum_{\hat{h}' \in \Omega_T(h)} P(h) \left(\prod_{t \in T} \frac{\omega_{t_{\hat{h}'}}(t_h)}{\sum_{\hat{h}'' \in \Omega_t(h)} \omega_{t_{\hat{h}''}}(t_h)} \right) \prod_{t \in T} \delta_{t_h t_{\hat{h}'}} \right)$$

$$= 1 - \sum_{h \in \mathcal{H}} P(h) \sum_{\hat{h}' \in \Omega_T(h)} \left(\prod_{t \in T} \sum_{\hat{h}'' \in \Omega_t(h)} \omega_{t_{\hat{h}''}}(t_h) \right) \left(\prod_{t \in T} \frac{\omega_{t_{\hat{h}'}}(t_h)}{\sum_{\hat{h}'' \in \Omega_t(h)} \omega_{t_{\hat{h}''}}(t_h)} \right) \left(\prod_{t \in T} \delta_{t_h t_{\hat{h}'}} \right)$$

$$= 1 - \sum_{h \in \mathcal{H}} P(h) \sum_{\hat{h}' \in \Omega_T(h)} \left(\prod_{t \in T} \omega_{t_{\hat{h}'}}(t_h) \right) \left(\prod_{t \in T} \delta_{t_h t_{\hat{h}'}} \right)$$

$$= 1 - \sum_{h \in \mathcal{H}} P(h) \sum_{\hat{h}' \in \Omega_T(h)} \prod_{t \in T} \omega_{t_{\hat{h}'}}(t_h) \delta_{t_h t_{\hat{h}'}}$$

Where [eq. \(A.2\)](#) corresponds to plugging in the value of $\Omega_t(h)$, [eq. \(A.3\)](#) used [eq. \(A.1\)](#) above. Now we consider how the function Ω generates noisy copies. We require that exactly one noisy copy $\hat{h}' \in \Omega_T(h)$ agree with every observation received so far, and thus only one term will have a nonzero product $\prod_{t \in T} \delta_{t_h t_{\hat{h}'}}$. We defer further specific details of Ω until the next section. We get:

$$\begin{aligned} \hat{f}(T, \hat{h}) &= 1 - \sum_{h \in \mathcal{H}} P(h) \sum_{\hat{h}' \in \Omega_T(h)} \prod_{t \in T} \omega_{t_{\hat{h}'}}(t_h) \delta_{t_h t_{\hat{h}'}} \\ &= 1 - \sum_{h \in \mathcal{H}} P(h) \prod_{t \in T} \omega_{t_{\hat{h}}}(t_h) \end{aligned}$$

At this point we can see how this equals the objective function $f(\mathcal{S})$ from [section 3.2.2](#). Here again, we let \mathcal{S} be the evidence gathered if we ran tests T and received observations generated by \hat{h} . We get:

$$\begin{aligned} \hat{f}(T, \hat{h}) &= 1 - \sum_{h \in \mathcal{H}} P(h) \prod_{t \in T} \omega_{t_{\hat{h}}}(t_h) \\ &= 1 - \sum_{h \in \mathcal{H}} w_{\mathcal{S}}(h) \\ &= 1 - M_{\mathcal{S}} \\ &= f(\mathcal{S}) \end{aligned}$$

A.1.2 Observation Probabilities

To compute expected marginal utilities, we will need to define our space of possible observations, and the corresponding probability for these observations. Recall that $\mathcal{S} = \{\mathcal{S}_T, \mathcal{S}_O\}$, where \mathcal{S}_T are the tests in \mathcal{S} , and \mathcal{S}_O are the observations. We call $P(t_{\mathcal{H}} = o | \mathcal{S})$ the probability of receiving observation o from

performing test t conditioned on evidence \mathcal{S} , over all hypotheses \mathcal{H} . Intuitively, this will correspond to how much probability mass agrees with the observation. More formally:

$$P(t_{\mathcal{H}} = o | \mathcal{S}) \propto \sum_{h \in \mathcal{H}} \sum_{\hat{h} \in \Omega_{\mathcal{T}}(h)} P(\hat{h}) \delta_{t_{\hat{h}} o} \prod_{\{\tilde{t}, \tilde{o}\} \in \mathcal{S}} \delta_{\tilde{t}_{\hat{h}} \tilde{o}}$$

Similar to before, we will be able to consider noisy copies made from only tests in $\mathcal{S}_{\mathcal{T}}$ and t (the derivation follows exactly as in [appendix A.1.1](#)). This will simplify to:

$$\begin{aligned} P(t_{\mathcal{H}} = o | \mathcal{S}) &\propto \sum_{h \in \mathcal{H}} \sum_{\hat{h} \in \Omega_{\{\mathcal{S}_{\mathcal{T}} \cup t\}}(h)} P(\hat{h}) \delta_{t_{\hat{h}} o} \prod_{\{\tilde{t}, \tilde{o}\} \in \mathcal{S}} \delta_{\tilde{t}_{\hat{h}} \tilde{o}} \\ &= \sum_{h \in \mathcal{H}} P(h) \sum_{\hat{h} \in \Omega_{\mathcal{S}_{\mathcal{T}}}(h)} \sum_{\hat{h}' \in \Omega_t(\hat{h})} \left(\frac{\omega_{t_{\hat{h}'}}(t_h)}{\sum_{\hat{h}'' \in \Omega_t(\hat{h})} \omega_{t_{\hat{h}''}}(t_h)} \delta_{t_{\hat{h}' o}} \right) \left(\prod_{\{\tilde{t}, \tilde{o}\} \in \mathcal{S}} \frac{\omega_{\tilde{t}_{\hat{h}'}}(\tilde{t}_h)}{\sum_{\hat{h}'' \in \Omega_{\tilde{t}}(\hat{h})} \omega_{\tilde{t}_{\hat{h}''}}(\tilde{t}_h)} \delta_{\tilde{t}_{\hat{h}' \tilde{o}}} \right) \end{aligned}$$

The first term in parenthesis comes from the weighting of performing test t and receiving observation o , where we would like the only noisy copy of h that agrees with that observation. The second term comes from that same operation, but for all tests and observations in \mathcal{S} . Again, we know by construction that exactly one noisy copy agrees with all observations. Hence, we can write this as:

$$\begin{aligned} P(t_{\mathcal{H}} = o | \mathcal{S}) &\propto \sum_{h \in \mathcal{H}} P(h) \sum_{\hat{h} \in \Omega_{\mathcal{S}_{\mathcal{T}}}(h)} \sum_{\hat{h}' \in \Omega_t(\hat{h})} \left(\frac{\omega_{t_{\hat{h}'}}(t_h)}{\sum_{\hat{h}'' \in \Omega_t(\hat{h})} \omega_{t_{\hat{h}''}}(t_h)} \delta_{t_{\hat{h}' o}} \right) \left(\prod_{\{\tilde{t}, \tilde{o}\} \in \mathcal{S}} \frac{\omega_{\tilde{t}_{\hat{h}'}}(\tilde{t}_h)}{\sum_{\hat{h}'' \in \Omega_{\tilde{t}}(\hat{h})} \omega_{\tilde{t}_{\hat{h}''}}(\tilde{t}_h)} \delta_{\tilde{t}_{\hat{h}' \tilde{o}}} \right) \\ &= \sum_{h \in \mathcal{H}} P(h) \left(\frac{\omega_o(t_h)}{\sum_{\hat{h}'' \in \Omega_t(h)} \omega_{t_{\hat{h}''}}(t_h)} \right) \left(\prod_{\{\tilde{t}, \tilde{o}\} \in \mathcal{S}} \frac{\omega_{\tilde{o}}(\tilde{t}_h)}{\sum_{\hat{h}'' \in \Omega_{\tilde{t}}(h)} \omega_{\tilde{t}_{\hat{h}''}}(\tilde{t}_h)} \right) \end{aligned}$$

Finally, we would also like for $\sum_{\hat{h}'' \in \Omega_t(h)} \omega_{t_{\hat{h}''}}(t_h)$ to be constant for all tests t and realizations h , enabling us to factor those terms out. To approximately achieve this, we generate noisy copies by discretizing the trajectory uniformly along the path, and generate a noisy copy of each hypothesis h at every discrete location. We approximate our hypothesis to be set at one of the discrete locations, such that t_h is equal to the nearest discrete location. For many locations, the weighting function will be less than some negligible ϵ . Let there be K discrete locations for any h and t where $\omega_{t_h} > \epsilon$. We say that $|\Omega_t(h)| = K$. Thus, we can fix the value of $\sum_{\hat{h}'' \in \Omega_t(h)} \omega_{t_{\hat{h}''}}(t_h) = \kappa \quad \forall t, h$. Note that we also need to be consistent with observations corresponding to not contacting an object anywhere along the trajectory. Therefore, we also consider K noisy copies for this case. Under these assumptions, we can further simplify:

$$\begin{aligned} P(t_{\mathcal{H}} = o | \mathcal{S}) &\propto \sum_{h \in \mathcal{H}} P(h) \left(\frac{\omega_o(t_h)}{\sum_{\hat{h}'' \in \Omega_t(h)} \omega_{t_{\hat{h}''}}(t_h)} \right) \left(\prod_{\{\tilde{t}, \tilde{o}\} \in \mathcal{S}} \frac{\omega_{\tilde{o}}(\tilde{t}_h)}{\sum_{\hat{h}'' \in \Omega_{\tilde{t}}(h)} \omega_{\tilde{t}_{\hat{h}''}}(\tilde{t}_h)} \right) \\ &\approx \sum_{h \in \mathcal{H}} P(h) \left(\frac{\omega_o(t_h)}{\kappa} \right) \left(\prod_{\{\tilde{t}, \tilde{o}\} \in \mathcal{S}} \frac{\omega_{\tilde{o}}(\tilde{t}_h)}{\kappa} \right) \\ &\propto \sum_{h \in \mathcal{H}} P(h) \omega_o(t_h) \prod_{\{\tilde{t}, \tilde{o}\} \in \mathcal{S}} \omega_{\tilde{o}}(\tilde{t}_h) \\ &= \sum_{h \in \mathcal{H}} w_{\mathcal{S}}(h) \omega_o(t_h) \\ &= m_{\mathcal{S}, t, o} \end{aligned}$$

Finally, we need to normalize all observations to get:

$$P(t_{\mathcal{H}} = o | \mathcal{S}) = \frac{m_{\mathcal{S},t,o}}{\sum_{o' \in \mathcal{O}_t} m_{\mathcal{S},t,o'}}$$

Where \mathcal{O}_t consists of all the discrete stopping points sampled, and the K observations for non-contact.

A.1.3 Proving the Bound

We showed that our utility function is equivalent to the mass removed from the original \mathcal{H} : $f(\mathcal{S}) = 1 - M_{\mathcal{S}}$. This function can utilize either of the two reweighting functions ω^{HP} or ω^{WHP} defined in [section 3.2.2](#). Our objective is a truncated version of this: $f_Q(\mathcal{S}) = \min\{Q, f(\mathcal{S})\}$, where Q is the target value for how much probability mass we wish to remove. We assume that the set of all tests \mathcal{T} is sufficient such that, if $\hat{f}(\mathcal{T}, \hat{h}) \geq Q, \forall \hat{h} \in \hat{\mathcal{H}}$. Note that adaptive monotone submodularity is preserved by truncation, so showing these properties for f implies them for f_Q .

Using our utility function and observation probability, it is not hard to see that the expected marginal benefit of an test is given by:

$$\Delta_f(t | \mathcal{S}) = \mathbb{E}_{o \in \mathcal{O}_t} [f(\mathcal{S} \cup \{(t, o)\}) - f(\mathcal{S}) | \mathcal{S}] \quad (\text{A.4})$$

$$= \sum_{o \in \mathcal{O}_t} P(o | \mathcal{S}) [(1 - m_{\mathcal{S},t,o}) - (1 - M_{\mathcal{S}})]$$

$$= \sum_{o \in \mathcal{O}_t} \frac{m_{\mathcal{S},t,o}}{\sum_{o' \in \mathcal{O}_t} m_{\mathcal{S},t,o'}} [M_{\mathcal{S}} - m_{\mathcal{S},t,o}] \quad (\text{A.5})$$

This shows the derivation of the marginal utility, as defined in [section 3.2.2](#). We now provide the proof for [theorem 3](#), by showing that this utility function is adaptive submodular, strongly adaptive monotone, and self-certifying:

Lemma 1. *Let $A \subseteq \mathcal{T}$, which result in partial realizations \mathcal{S}_A . Our objective function defined above is strongly adaptive monotone.*

Proof. We need to show that for any test and observation, our objective function will not decrease in value. Intuitively, our objective is strongly adaptive monotone, since we only remove probability mass and never add hypotheses. More formally:

$$\begin{aligned} f(\mathcal{S}) &\leq \mathbb{E} \left[f(\mathcal{S} \cup \{(t, o)\}) | \mathcal{S}, \hat{h}(t) = o \right] \\ &\Leftrightarrow 1 - M_{\mathcal{S}} \leq 1 - M_{\{\mathcal{S} \cup \{(t, o)\}\}} \\ &\Leftrightarrow 1 - M_{\mathcal{S}} \leq 1 - m_{\mathcal{S},t,o} \\ &\Leftrightarrow m_{\mathcal{S},t,o} \leq M_{\mathcal{S}} \\ &\Leftrightarrow \sum_{h \in \mathcal{H}} p_{\mathcal{S}}(h) \omega_o(t_{h'}) \leq \sum_{h \in \mathcal{H}} p_{\mathcal{S}}(h) \end{aligned}$$

As noted before, both of the weighting functions defined in [Section 3.2.2](#) never have a value greater than one. Thus each term in the sum from the LHS is smaller than the equivalent term in the RHS. \square

Lemma 2. *Let $\mathcal{S} \subseteq \mathcal{S}' \subseteq \mathcal{T} \times \mathcal{O}$. Our objective function defined above is adaptive submodular.*

Proof. For the utility function f to be adaptive submodular, it is required that the following holds over expected marginal utilities:

$$\Delta(a|S') \leq \Delta(a|S)$$

$$\sum_{o \in \mathcal{O}_t} \frac{m_{S',t,o}}{\sum_{o' \in \mathcal{O}_t} m_{S',t,o'}} [M_{S'} - m_{S',t,o}] \leq \sum_{o \in \mathcal{O}_t} \frac{m_{S,t,o}}{\sum_{o' \in \mathcal{O}_t} m_{S,t,o'}} [M_S - m_{S,t,o}]$$

We simplify notation a bit for the purposes of this proof. As the test is fixed, we will replace \mathcal{O}_t with \mathcal{O} . For a fixed evidence \mathcal{S} and test t , let $m_{S,t,o} = m_o$. Let $k_o = m_{S,t,o} - m_{S',t,o}$, which represents the difference of probability mass remaining between partial realizations S' and S if we performed test t and received observation o . We note that $k_o \geq 0 \forall o$, which follows from the strong adaptive monotonicity, and $k_o \leq m_{S,t,o}$, which follows from $m_{S',t,o} \geq 0$. Rewriting the equation above:

$$\sum_{o \in \mathcal{O}} \frac{m_o - k_o}{\sum_{o' \in \mathcal{O}} m_{o'} - k_{o'}} [M_{S'} - m_o + k_o] \leq \sum_{o \in \mathcal{O}} \frac{m_o}{\sum_{o' \in \mathcal{O}} m_{o'}} [M_S - m_o]$$

$$\Leftrightarrow \left(\sum_{o \in \mathcal{O}} M_{S'} m_o - m_o^2 + m_o k_o - M_{S'} k_o + m_o k_o - k_o^2 \right) \left(\sum_{o' \in \mathcal{O}} m_{o'} \right) \leq \left(\sum_{o \in \mathcal{O}} M_S m_o - m_o^2 \right) \left(\sum_{o' \in \mathcal{O}} m_{o'} - k_{o'} \right)$$

$$\Leftrightarrow \sum_{o \in \mathcal{O}} \sum_{o' \in \mathcal{O}} M_{S'} (m_o m_{o'} - m_{o'} k_o) + 2m_o m_{o'} k_o - m_{o'} k_o^2 \leq \sum_{o \in \mathcal{O}} \sum_{o' \in \mathcal{O}} M_S (m_o m_{o'} - m_o k_{o'}) + m_o^2 k_{o'}$$

We also note that $M_S - M_{S'} \geq \max_{\delta \in \mathcal{O}} (k_\delta)$. That is, the total difference in probability mass is greater than or equal to the difference of probability mass remaining if we received any single observation, for any observation.

$$\Leftrightarrow \sum_{o \in \mathcal{O}} \sum_{o' \in \mathcal{O}} 2m_o m_{o'} k_o - m_{o'} k_o^2 \leq \sum_{o \in \mathcal{O}} \sum_{o' \in \mathcal{O}} (M_S - M_{S'}) (m_o m_{o'} - m_o k_{o'}) + m_o^2 k_{o'}$$

$$\Leftrightarrow \sum_{o \in \mathcal{O}} \sum_{o' \in \mathcal{O}} 2m_o m_{o'} k_o - m_{o'} k_o^2 \leq \sum_{o \in \mathcal{O}} \sum_{o' \in \mathcal{O}} \max_{\delta \in \mathcal{O}} (k_\delta) (m_o m_{o'} - m_o k_{o'}) + m_o^2 k_{o'}$$

$$\Leftrightarrow \sum_{o \in \mathcal{O}} \sum_{o' \in \mathcal{O}} 2m_o m_{o'} k_o - m_{o'} k_o^2 \leq \sum_{o \in \mathcal{O}} \sum_{o' \in \mathcal{O}} \max(k_o, k_{o'}) (m_o m_{o'} - m_o k_{o'}) + m_o^2 k_{o'}$$

In order to show the inequality for the sum, we will show it holds for any pair o, o' . First, if $o = o'$, then we have an equality and it holds trivially. For the case when $o \neq o'$, we assume that $k_o > k_{o'}$ WLOG, and show the inequality for the sum:

$$2m_o m_{o'} (k_o + k_{o'}) - m_{o'} k_o^2 - m_o k_{o'}^2 \leq 2m_o m_{o'} k_o - m_o k_{o'} k_o - m_{o'} k_o^2 + m_o^2 k_{o'} + m_{o'}^2 k_o$$

$$\Leftrightarrow 2m_o m_{o'} k_{o'} - m_o k_{o'}^2 \leq m_o^2 k_{o'} + m_{o'}^2 k_o - m_o k_o k_{o'}$$

$$\Leftrightarrow 0 \leq k_{o'} (m_o - m_{o'})^2 - (k_o - k_{o'}) k_{o'} (m_o - m_{o'}) + (k_o - k_{o'}) m_{o'} (m_o - k_{o'})$$

$$\Leftrightarrow 0 \leq k_{o'} (m_o - m_{o'})^2 - (k_o - k_{o'}) k_{o'} (m_o - m_{o'}) + (k_o - k_{o'}) k_{o'} (m_{o'} - k_{o'})$$

We split into 3 cases:

A.1.4 $k_{o'} = 0$

This holds trivially, since the RHS is zero

A.1.5 $k_{o'} \neq 0, m_o \leq 2m_{o'} - k_{o'}$

Since $k_{o'} \neq 0$, we can rewrite:

$$\begin{aligned} 0 &\leq (m_o - m_{o'})^2 - (k_o - k_{o'})(m_o - m_{o'}) + (k_o - k_{o'})(m_{o'} - k_{o'}) \\ &\Leftrightarrow 0 \leq -(k_o - k_{o'})(m_o - m_{o'}) + (k_o - k_{o'})(m_{o'} - k_{o'}) \\ &\Leftrightarrow (m_o - m_{o'}) \leq (m_{o'} - k_{o'}) \end{aligned}$$

Which follows from the assumption for this case.

A.1.6 $m_o \geq 2m_{o'} - k_{o'}$

We show this step by induction. Let $m_o = 2m_{o'} - k_{o'} + x, x \geq 0$

Base Case: $x = 0$, which we showed in the previous case.

Induction Assume this inequality holds for $m_o = 2m_{o'} - k_{o'} + x$. Let $\widehat{m}_o = m_o + 1$. We now show that this holds for \widehat{m}_o :

$$\begin{aligned} 0 &\leq (\widehat{m}_o - m_{o'})^2 - (k_o - k_{o'})(\widehat{m}_o - m_{o'}) + (k_o - k_{o'})(m_{o'} - k_{o'}) \\ &\Leftrightarrow 0 \leq (m_o - m_{o'} + 1)^2 - (k_o - k_{o'})(m_o - m_{o'} + 1) + (k_o - k_{o'})(m_{o'} - k_{o'}) \\ &\Leftrightarrow 0 \leq 2m_o - 2m_{o'} + 1 - k_o + k_{o'} && \text{by inductive hypothesis} \\ &\Leftrightarrow 0 \leq m_o + 1 - k_o && \text{by assumption from case} \\ &\Leftrightarrow 0 \leq 1 \end{aligned}$$

And thus, we have shown the inequality holds for any pair o, o' . ■

Finally, it is easy to see that the sum can be decomposed into pairs of o, o' . Therefore, we can see the inequality over the sum also holds. □

Lemma 3. *The utility function f defined above is self-certifying.*

Proof. Golovin and Krause [GK11] define an instance as self-certifying if whenever the maximum value is achieved for the utility function f , it is achieved for all realizations consistent with the observation. See Golovin and Krause [GK11] for a more rigorous definition. They point out that any instance which only depends on the state of items in \mathcal{S} is automatically self-certifying (Proposition 5.6 in Golovin and Krause [GK11].) That is the case here, since the objective function $f = \min\{Q, 1 - M_{\mathcal{S}}\}$ only depends on the elements of \mathcal{S} . Therefore, our instance is self-certifying. □

We are now ready to provide the guarantees for our bound, which we restate here:

Theorem 3 (Performance Bound of HP and WHP). *Let our objective function be f as defined in eq. (3.1), utilizing either weighting function ω^{HP} or ω^{WHP} . Define a threshold Q for the total weight of hypotheses we wish to remove. Let η be any value such that $f(\mathcal{S}) > Q - \eta$ implies $f(\mathcal{S}) \geq Q$ for all \mathcal{S} . Let π_{avg}^* and π_{wc}^* be the optimal*

policies minimizing the expected and worst-case cost of tests selected, respectively. The greedy policy π^g satisfies:

$$\begin{aligned} \mathcal{C}(\pi^g) &\leq \mathcal{C}(\pi^*) \left(\ln \frac{Q}{\eta} + 1 \right) \\ \mathcal{C}_{wc}(\pi^g) &\leq \mathcal{C}_{wc}(\pi^*) \left(\ln \frac{Q}{\delta\eta} + 1 \right) \end{aligned}$$

With δ a constant based on the underlying non-noisy problem, described in [appendix A.1.3](#).

As we have shown our objective is adaptive submodular, strongly adaptive monotone, and self-certifying, [3](#) follows from Theorems 5.8 and 5.9 of Golovin and Krause [GK11]. Following their notation, we let η be any value such that $f(\mathcal{S}) > Q - \eta$ implies $f(\mathcal{S}) \geq Q$ for all \mathcal{S} . For Hypothesis Pruning, for example, we have $\eta = \min_h P(h)$. Additionally, the bound on the worst case cost includes $\delta = \min_{\hat{h}} P(\hat{h})$ $\hat{h} \in \hat{\mathcal{H}}$. The specific values of these constants are related to the weighting function and how discretization is done. Nonetheless, for either weighting function and any way we discretize, we can guarantee the greedy algorithm selects a near-optimal sequence.

A.2 HyperEdge Cutting (HEC) Proofs

In this section, we provide proofs for the theorems stated in [section 4.2](#).

A.2.1 k for Bounds

We start by showing that for a properly defined k , the DRD problem is solved ($\mathcal{V}(\mathcal{S}) \subseteq r$) if and only if the HEC objective is maximized. However, we sometimes require a slightly greater k to ensure the objective f_{HEC} is adaptive submodular. We define these below.

Let R be a set of regions, the length of which is related to k . To get equivalence of the DRD and HEC, we require that for every region in R , there is some hypothesis in all but one region of R .

$$\begin{aligned} R_{\text{iff}} &= \arg \max_R |R| \quad \text{s.t. } \forall r \in R, \exists h : h \notin r, h \in R \setminus r \\ k_{\text{iff}} &= |R_{\text{iff}}| \end{aligned}$$

Sometimes, this is not sufficient for adaptive submodularity. For this, we also require that there is some hypothesis in every region of R , and we also add one to the length of R .

$$\begin{aligned} R_{\text{as}} &= \arg \max_R |R| \quad \text{s.t. } \textcircled{1} \exists \tilde{h} \in R \quad \textcircled{2} \forall r \in R, \exists h : h \notin r, h \in R \setminus r \\ k_{\text{as}} &= |R_{\text{as}}| + 1 \end{aligned}$$

Before moving on, we prove that $k_{\text{as}} \geq k_{\text{iff}}$.

Proposition 2. $k_{\text{as}} \geq k_{\text{iff}}$

Proof. There are two cases:

1. $\exists h \in R_{\text{iff}}$. In this case, $R_{\text{as}} = R_{\text{iff}}$ and $k_{\text{as}} = |R_{\text{as}}| + 1 = k_{\text{iff}} + 1$.
2. $\nexists h \in R_{\text{iff}}$. Define $\tilde{R} = R_{\text{iff}} \setminus r$ for some $r \in R_{\text{iff}}$. We know by definition of R_{iff} that $\exists h \in \tilde{R}$. Additionally, we know by definition of k_{iff} that $\forall r \in \tilde{R}, \exists h, h \notin r, h \in R_{\text{iff}} \setminus r$, so it follows that $h \in \tilde{R} \setminus r$. Therefore, we know \tilde{R} satisfies the constraints for R_{as} , and $k_{\text{as}} \geq |\tilde{R}| + 1 = |R_{\text{iff}}| = k_{\text{iff}}$.

□

Our algorithm actually utilizes $k = \min \left(\max_{h \in \mathcal{H}} |\{r : h \in r\}|, \max_{r \in \mathcal{R}} |\{g : g \in r\}| \right) + 1$. We briefly show that each of these also upper bound k_{as} .

Proposition 3. $\max_{h \in \mathcal{H}} |\{r : h \in r\}| + 1 \geq k_{as}$

Proof. Note that condition ① in R_{as} bounds $|R_{as}|$ by $\max_{h \in \mathcal{H}} |\{r : h \in r\}|$. The result follows. □

Proposition 4. $\max_{r \in \mathcal{R}} |\{g : g \in r\}| + 1 \geq k_{as}$

Proof. Let r be an element of R_{as} . By definition, it is required that at least $|R_{as}|$ different subregions $g_1 \cdots g_{|R_{as}|}$ be in that region - one which is in every other region in R_{as} to satisfy condition ①, and $|R_{as}| - 1$ which are in all but one of the $R_{as} - 1$ other regions to satisfy condition ②. The result follows. □

Thus, we can utilize $k = \min \left(\max_{h \in \mathcal{H}} |\{r : h \in r\}|, \max_{r \in \mathcal{R}} |\{g : g \in r\}| \right) + 1$ and apply the proofs using cardinality at least k_{as} and k_{iff} . While our bounds and algorithm are better if we knew the correct k_{as} to use, finding that value is itself hard to compute - thus, our implementation uses the value defined in [section 4.2](#) and copied above.

A.2.2 Theorem 4: Equivalence of DRD and HEC

Theorem 4 (Relation of DRD and HEC). *Suppose we construct a splitting hypergraph by drawing hyperedges of cardinality k according to [eq. \(4.3\)](#). Let $\mathcal{S} \subseteq \mathcal{T} \times \mathcal{O}$ be a set of evidence. All consistent hypotheses lie in some decision region if and only if all hyperedges are cut, i.e.,*

$$\mathcal{E}(\mathcal{S}) = \emptyset \Leftrightarrow \exists r : \mathcal{V}(\mathcal{S}) \subseteq r$$

Proof. We first prove that if all h are contained in one region, then all edges are cut, i.e. $\exists r : \mathcal{V}(\mathcal{S}) \subseteq r \Rightarrow \mathcal{E}(\mathcal{S}) = \emptyset$. This is by construction, since a hyperedge $e \in \mathcal{E}(\mathcal{S})$ is only between subregions (or hypotheses) that do not share any regions. More concretely, our definition of e requires $\nexists r$ s.t. $\forall h \in e : h \in r$. Since all remaining nodes $\mathcal{V}(\mathcal{S}) \subseteq r$, there will be no such such set of hypotheses.

Next, we prove that if all edges are removed, then all h are contained in one region, i.e., $\mathcal{E}(\mathcal{S}) = \emptyset \Rightarrow \exists r : \mathcal{V}(\mathcal{S}) \subseteq r$. Clearly, if we set $|\mathcal{V}(\mathcal{S})| \leq k$, this condition would be met - $\mathcal{E}(\mathcal{S})$ would check every subset of $\mathcal{V}(\mathcal{S})$ to see if they shared a region, and would draw a hyperedge i.f.f. they do not. To complete the proof, we will make use of the following lemma:

Lemma 4. *Define β as some constant s.t. $\beta \geq k$. $\forall H \subseteq \mathcal{H}, |H| = \beta, \exists r : H \subseteq r \Rightarrow \forall \{H \cup h\} \subseteq \mathcal{H}, \exists r : \{H \cup h\} \in r$*

Proof. For the sake of contradiction, suppose $\nexists r : \{H \cup h\} \in r$. This must mean $h \notin H$. Let $\{H \cup h\} = \{h_1, h_2, \dots, h_{\beta+1}\}$. Let H_i be the subset of $\{H \cup h\}$ which does not include the i th h from $\{H \cup h\}$, i.e. $H_i = \{h_1, \dots, h_{i-1}, h_{i+1}, \dots, h_{\beta+1}\}$. By assumption, we know $\exists r : H_i \in r$. Let r_i be that region for H_i . If $r_i = r_j$, for any i, j , this would imply $\{H_i \cup H_j\} = \{H \cup h\} \in r_i$. Thus, each r_i must be unique if $\exists r : \{H \cup h\} \in r$. Furthermore, this implies $h_i \notin r_i$, and $h \in r_j, \forall j \neq i$. Let $R_{\beta+1} = \{r_1 \dots r_{\beta+1}\}$. By definition of β , we know $\beta \geq k \geq k_{iff}$. But this causes a contradiction - by definition of k_{iff} , the maximum set of regions R where $h_i \notin r_i, h_i \in r_j, \forall j \neq i$ is k_{iff} . But $R_{\beta+1}$ would require such a set of regions where $|R_{\beta+1}| = \beta + 1 \geq k_{iff} + 1$. Thus, we have a contradiction, and have shown $\exists r : \{H \cup h\} \in r$. □

By construction, we know that if $\mathcal{E}(\mathcal{S}) = \emptyset \Rightarrow \forall H \subseteq \mathcal{H}, |H| \leq k, \exists r : H \subseteq r$. Applying [lemma 4](#) inductively, this implies, $\forall \{H \cup h_1\} \subseteq \mathcal{V}(\mathcal{S}), \exists r : \{H \cup h_1\} \subseteq r \Rightarrow \forall \{H \cup h_1 \cup h_2\} \subseteq \mathcal{V}(\mathcal{S}), \exists r : \{H \cup h_1 \cup h_2\} \subseteq r \Rightarrow \dots \Rightarrow \exists r : \mathcal{V}(\mathcal{S}) \subseteq r$. \square

A.2.3 [Theorem 5](#): Strong Adaptive Monotonicity and Adaptive Submodularity

Theorem 5 (Adaptive Submodularity of HEC). *The objective function f_{HEC} defined in [eq. \(4.6\)](#) is adaptive submodular and strongly adaptive monotone.*

Proof. We start with showing our formulation is strongly adaptive monotone.

Lemma 5. *The function f_{HEC} described above is strongly adaptive monotone, i.e.*

$$f_{\text{HEC}}(\mathcal{S} \cup \{(t, h(t))\}) - f_{\text{HEC}}(\mathcal{S}) \geq 0 \quad \forall t, h$$

Proof. This states that our utility function must always increase as we take additional actions and receive observations. Intuitively, we can see that additional action observation pairs can only cut edges, and thus our utility function always increases. More concretely:

$$\begin{aligned} & f_{\text{HEC}}(\mathcal{S} \cup \{(t, h(t))\}) - f_{\text{HEC}}(\mathcal{S}) \\ &= (w(\mathcal{E}) - w(\mathcal{E}(\mathcal{S} \cup \{(t, h(t))\}))) - (w(\mathcal{E}) - w(\mathcal{E}(\mathcal{S}))) \\ &= w(\mathcal{E}(\mathcal{S})) - w(\mathcal{E}(\mathcal{S} \cup \{(t, h(t))\})) \\ &= w(\{e \in \mathcal{E} : \forall (i, o) \in \mathcal{S} \forall \tilde{h} \in e, \tilde{h}(i) = o\}) \\ &\quad - w(\{e \in \mathcal{E} : \forall (i, o) \in \mathcal{S} \forall \tilde{h} \in e, \tilde{h}(i) = o, \tilde{h}(t) = h(t)\}) \quad \text{by definition of } \mathcal{E}(\mathcal{S}) \\ &= w(\{e \in \mathcal{E} : \forall (i, o) \in \mathcal{S} \forall \tilde{h} \in e, \tilde{h}(i) = o, \tilde{h}(t) \neq h(t)\}) \\ &\geq 0 \quad \text{since } w(e) \geq 0 \forall e \end{aligned}$$

\square

Next, we prove that our formulation is adaptive submodular:

Lemma 6. *The function f_{HEC} described above is adaptive submodular for any prior with rational values, i.e. for $\mathcal{S} \subseteq \hat{\mathcal{S}} \subseteq \mathcal{T} \times \mathcal{O}$*

$$\Delta_{f_{\text{HEC}}}(t | \mathcal{S}) \geq \Delta_{f_{\text{HEC}}}(t | \hat{\mathcal{S}}) \quad \forall t \in T \setminus \mathcal{S}_T$$

where \mathcal{S}_T are the set of tests in \mathcal{S} .

Proof. This states that our expected utility for a fixed action t decreases as we take additional actions and receive observations. We rewrite our expected marginal utility in a more convenient form:

$$\begin{aligned} \Delta_{f_{\text{HEC}}}(t | \mathcal{S}) &= \sum_h P(h | \mathcal{S}) \left(f_{\text{HEC}}(\mathcal{S} \cup \{(t, h(t))\}) - f_{\text{HEC}}(\mathcal{S}) \right) \\ &= \sum_h P(h | \mathcal{S}) \left([w(\mathcal{E}) - w(\mathcal{E}(\mathcal{S} \cup \{(t, h(t))\}))] - [w(\mathcal{E}) - w(\mathcal{E}(\mathcal{S}))] \right) \\ &= \sum_h P(h | \mathcal{S}) \left(w(\mathcal{E}(\mathcal{S})) - w(\mathcal{E}(\mathcal{S} \cup \{(t, h(t))\})) \right) \end{aligned}$$

For convenience, we define n_i^o to be the total probability mass in g_i consistent with all evidence in \mathcal{S} and observation o . We define n_i and n^o similarly. More formally:

$$\begin{aligned} n_i^o &= \sum_{h \in g_i} P(h) \mathbb{1}(h \in \mathcal{V}(\mathcal{S} \cup \{(t, o)\})) \\ n_i &= \sum_{o \in O} n_i^o \\ n^o &= \sum_{g_i \in \mathcal{G}} n_i^o \\ N &= \sum_{g_i \in \mathcal{G}} \sum_{o \in O} n_i^o \\ w(\mathcal{E}(\mathcal{S})) &= \sum_{e \in \mathcal{E}} \prod_{i \in e} n_i \end{aligned}$$

Similarly, we can also write $w(\mathcal{E}(\mathcal{S} \cup \{(t, o)\})) = \sum_{e \in \mathcal{E}} \prod_{i \in e} n_i^o$. We can rewrite our objective as:

$$\begin{aligned} \Delta_{f_{\text{HEC}}}(t | \mathcal{S}) &= \sum_h P(h | \mathcal{S}) \left(\sum_{e \in \mathcal{E}} \prod_{i \in e} n_i - \sum_{e \in \mathcal{E}} \prod_{i \in e} n_i^{h(t)} \right) \\ &= \sum_o \frac{n^o}{N} \left(\sum_{e \in \mathcal{E}} \prod_{i \in e} n_i - \sum_{e \in \mathcal{E}} \prod_{i \in e} n_i^o \right) \\ &= \sum_{e \in \mathcal{E}} \prod_{i \in e} n_i - \sum_o \frac{n^o}{N} \sum_{e \in \mathcal{E}} \prod_{i \in e} n_i^o \end{aligned}$$

Similarly, we define variables for the evidence $\hat{\mathcal{S}}$, i.e. \hat{n}_i^o for the total probability mass in g_i consistent with all evidence in $\hat{\mathcal{S}}$ and observation o :

$$\Delta_{f_{\text{HEC}}}(t | \hat{\mathcal{S}}) = \sum_{e \in \mathcal{E}} \prod_{i \in e} \hat{n}_i - \sum_o \frac{\hat{n}^o}{\hat{N}} \sum_{e \in \mathcal{E}} \prod_{i \in e} \hat{n}_i^o$$

We rewrite what we would like to show as:

$$\begin{aligned} &\Delta_{f_{\text{HEC}}}(t | \mathcal{S}) - \Delta_{f_{\text{HEC}}}(t | \hat{\mathcal{S}}) \\ &= \left(\sum_{e \in \mathcal{E}} \prod_{i \in e} n_i - \sum_o \frac{n^o}{N} \sum_{e \in \mathcal{E}} \prod_{i \in e} n_i^o \right) - \left(\sum_{e \in \mathcal{E}} \prod_{i \in e} \hat{n}_i - \sum_o \frac{\hat{n}^o}{\hat{N}} \sum_{e \in \mathcal{E}} \prod_{i \in e} \hat{n}_i^o \right) \\ &\geq 0 \end{aligned}$$

We will show that for any single action observation pair, which corresponds to eliminating a single hypothesis, the expected utility of a test will always decrease. General adaptive submodularity, which states the expected utility decreases with any additional evidence, follows easily. For convenience, we consider rescaling our function so that all n_i^o are integers, which is possible since we assumed a rational prior. Note that a function f is adaptive submodular i.f.f. cf is adaptive submodular for any constant $c > 0$, so showing adaptive submodularity in the rescaled setting implies adaptive submodularity for our setting.

Lemma 6.1. *If we remove one hypothesis from subregion k which agrees with observation c , i.e.*

$$\hat{n}_i^o = \begin{cases} n_i^o - 1 & \text{if } i = l \text{ and } o = c \\ n_i^o & \text{else} \end{cases}$$

then

$$\Delta = \left(\sum_{e \in \mathcal{E}} \prod_{i \in e} n_i - \sum_o \frac{n^o}{N} \sum_{e \in \mathcal{E}} \prod_{i \in e} n_i^o \right) - \left(\sum_{e \in \mathcal{E}} \prod_{i \in e} \hat{n}_i - \sum_o \frac{\hat{n}^o}{\hat{N}} \sum_{e \in \mathcal{E}} \prod_{i \in e} \hat{n}_i^o \right) \geq 0$$

Proof. Based on our definitions, it follows that:

$$\hat{n}_i = \begin{cases} n_i - 1 & \text{if } i = l \\ n_i & \text{else} \end{cases}$$

$$\hat{n}^o = \begin{cases} n^o - 1 & \text{if } o = c \\ n^o & \text{else} \end{cases}$$

$$\hat{N} = N - 1$$

We split the difference into three terms:

$$\Delta^a = \sum_{e \in \mathcal{E}} \left(\prod_{i \in e} n_i - \prod_{i \in e} \hat{n}_i \right)$$

$$\Delta^b = \sum_{o \in O \setminus c} \sum_{e \in \mathcal{E}} \left(-\frac{n^o}{N} \prod_{i \in e} n_i^o + \frac{\hat{n}^o}{\hat{N}} \prod_{i \in e} \hat{n}_i^o \right)$$

$$\Delta^c = \sum_{e \in \mathcal{E}} \left(-\frac{n^c}{N} \prod_{i \in e} n_i^c + \frac{\hat{n}^c}{\hat{N}} \prod_{i \in e} \hat{n}_i^c \right)$$

$$\Delta^a + \Delta^b + \Delta^c = \Delta$$

To aid in notation, we define $\mathcal{E}_l = \{e \in \mathcal{E} : g_l \in e\}$, hyperedges that contain region l , and $\bar{\mathcal{E}}_l = \mathcal{E} \setminus \mathcal{E}_l$, all other hyperedges. Additionally, let $|e_l|$ be the number of times g_l appears in the multiset e .

First term:

$$\begin{aligned} \Delta^a &= \sum_{e \in \mathcal{E}} \left(\prod_{i \in e} n_i - \prod_{i \in e} \hat{n}_i \right) \\ &= \sum_{e \in \bar{\mathcal{E}}_l} \left[\prod_{i \in e} n_i - \prod_{i \in e} \hat{n}_i \right] + \sum_{e \in \mathcal{E}_l} \left[\prod_{i \in e} n_i - \prod_{i \in e} \hat{n}_i \right] \\ &= \sum_{e \in \bar{\mathcal{E}}_l} \left[\prod_{i \in e} n_i - \prod_{i \in e} n_i \right] + \sum_{e \in \mathcal{E}_l} \left[\left(\prod_{i \in e, i \neq l} n_i \right) n_l^{|e_l|} - \left(\prod_{i \in e, i \neq l} n_i \right) (n_l - 1)^{|e_l|} \right] \\ &= \sum_{e \in \mathcal{E}_l} \left(\prod_{i \in e, i \neq l} n_i \right) (n_l^{|e_l|} - (n_l - 1)^{|e_l|}) \\ &\geq 0 \quad (\text{since } n_l \geq 1) \end{aligned}$$

Second term:

$$\begin{aligned}
\Delta^b &= \sum_{o \in O \setminus c} \sum_{e \in \mathcal{E}} \left(-\frac{n^o}{N} \prod_{i \in e} n_i^o + \frac{\widehat{n}^o}{\widehat{N}} \prod_{i \in e} \widehat{n}_i^o \right) \\
&= \sum_{o \in O \setminus c} \sum_{e \in \mathcal{E}} \left(-\frac{n^o}{N} \prod_{i \in e} n_i^o + \frac{n^o}{N-1} \prod_{i \in e} n_i^o \right) \\
&= \sum_{o \in O \setminus c} \sum_{e \in \mathcal{E}} \frac{n^o}{N(N-1)} \prod_{i \in e} n_i^o \\
&\geq 0 \quad (\text{since each term } \geq 0)
\end{aligned}$$

Third term:

$$\begin{aligned}
\Delta^c &= \sum_{e \in \mathcal{E}} \left(-\frac{n^c}{N} \prod_{i \in e} n_i^c + \frac{\widehat{n}^c}{\widehat{N}} \prod_{i \in e} \widehat{n}_i^c \right) \\
&= -\frac{n^c}{N} \sum_{e \in \mathcal{E}} \prod_{i \in e} n_i^c + \frac{n^c - 1}{N-1} \left(\sum_{e \in \mathcal{E}} \left(\prod_{i \in e, i \neq l} n_i^c \right) (n_l^c - 1)^{|e_l|} \right) \\
&= -\frac{n^c}{N} \sum_{e \in \mathcal{E}} \prod_{i \in e} n_i^c + \frac{n^c - 1}{N-1} \left(\sum_{e \in \mathcal{E}} \left(\prod_{i \in e, i \neq l} n_i^c \right) \left((n_l^c)^{|e_l|} - (n_l^c)^{|e_l|} + (n_l^c - 1)^{|e_l|} \right) \right) \\
&= -\frac{n^c}{N} \sum_{e \in \mathcal{E}} \prod_{i \in e} n_i^c + \frac{n^c - 1}{N-1} \left(\sum_{e \in \mathcal{E}} \prod_{i \in e} n_i^c - \sum_{e \in \mathcal{E}_l} \left(\prod_{i \in e, i \neq l} n_i^c \right) \left((n_l^c)^{|e_l|} - (n_l^c - 1)^{|e_l|} \right) \right) \\
&= -\frac{N - n^c}{N(N-1)} \sum_{e \in \mathcal{E}} \prod_{i \in e} n_i^c - \frac{n^c - 1}{N-1} \left(\sum_{e \in \mathcal{E}_l} \left(\prod_{i \in e, i \neq l} n_i^c \right) \left((n_l^c)^{|e_l|} - (n_l^c - 1)^{|e_l|} \right) \right) \\
&\leq 0 \quad (\text{since each term } \leq 0)
\end{aligned}$$

We also define:

$$\begin{aligned}
\Delta^c &= \left(\frac{N - n^c}{N(N-1)} \right) \Delta_1^c + \left(\frac{n^c - 1}{N-1} \right) \Delta_2^c \\
\Delta_1^c &= - \sum_{e \in \mathcal{E}} \prod_{i \in e} n_i^c \\
\Delta_2^c &= - \left(\sum_{e \in \mathcal{E}_l} \left(\prod_{i \in e, i \neq l} n_i^c \right) \left((n_l^c)^{|e_l|} - (n_l^c - 1)^{|e_l|} \right) \right) \\
\Delta^a &= \left(\frac{N(N - n^c)}{N(N-1)} + \frac{n^c - 1}{N-1} \right) \Delta^a \\
&= \left(\frac{N - n^c}{N(N-1)} \right) \Delta_1^a + \left(\frac{n^c - 1}{N-1} \right) \Delta_2^a \\
\Delta_1^a &= N \sum_{e \in \mathcal{E}_l} \left(\prod_{i \in e, i \neq l} n_i \right) \left(n_l^{|e_l|} - (n_l - 1)^{|e_l|} \right) \\
\Delta_2^a &= \sum_{e \in \mathcal{E}_l} \left(\prod_{i \in e, i \neq l} n_i \right) \left(n_l^{|e_l|} - (n_l - 1)^{|e_l|} \right)
\end{aligned}$$

The constants in front of the sum for Δ_1^a and Δ_2^c were from the equation, and Δ^a was split up to include the same constants. Now we will show that $\Delta_1^a + \Delta_1^c \geq 0$ and $\Delta_2^a + \Delta_2^c \geq 0$. We start with the latter:

$$\begin{aligned} \Delta_2^a + \Delta_2^c &= \sum_{e \in \mathcal{E}_l} \left[\left(\prod_{i \in e, i \neq l} n_i \right) \left(n_l^{|e_l|} - (n_l - 1)^{|e_l|} \right) - \left(\prod_{i \in e, i \neq l} n_i^c \right) \left((n_l^c)^{|e_l|} - (n_l^c - 1)^{|e_l|} \right) \right] \\ &\geq \sum_{e \in \mathcal{E}_l} \left[\left(\prod_{i \in e, i \neq l} n_i \right) \left(n_l^{|e_l|} - (n_l - 1)^{|e_l|} \right) - \left(\prod_{i \in e, i \neq l} n_i \right) \left(n_l^{|e_l|} - (n_l - 1)^{|e_l|} \right) \right] \\ &= 0 \end{aligned} \quad (\text{A.6})$$

Where (A.6) follows from $n_i \geq n_i^c \forall i$.

$$\begin{aligned} \Delta_1^a + \Delta_1^c &= N \sum_{e \in \mathcal{E}_l} \left(\prod_{i \in e, i \neq l} n_i \right) \left(n_l^{|e_l|} - (n_l - 1)^{|e_l|} \right) - \sum_{e \in \mathcal{E}} \prod_{i \in e} n_i^c \\ &\geq N \sum_{e \in \mathcal{E}_l} \left(\prod_{i \in e, i \neq l} n_i \right) \left(n_l^{|e_l|} - (n_l - 1)^{|e_l|} \right) - \sum_{e \in \mathcal{E}} \prod_{i \in e} n_i \end{aligned} \quad (\text{A.7})$$

$$\geq N \sum_{e \in \mathcal{E}_l} \left(\prod_{i \in e, i \neq l} n_i \right) n_l^{|e_l|-1} - \sum_{e \in \mathcal{E}} \prod_{i \in e} n_i \quad (\text{A.8})$$

$$\begin{aligned} &= (N - n_l) \sum_{e \in \mathcal{E}_l} \left(\prod_{i \in e, i \neq l} n_i \right) n_l^{|e_l|-1} + \sum_{e \in \mathcal{E}_l} \left(\prod_{i \in e, i \neq l} n_i \right) n_l^{|e_l|} - \sum_{e \in \mathcal{E}} \prod_{i \in e} n_i \\ &= (N - n_l) \sum_{e \in \mathcal{E}_l} \left(\prod_{i \in e, i \neq l} n_i \right) n_l^{|e_l|-1} - \sum_{e \in \overline{\mathcal{E}}_l} \prod_{i \in e} n_i \\ &\geq (N - n_l) \sum_{e \in \mathcal{E}_l} \prod_{i \in e, i \neq l} n_i - \sum_{e \in \overline{\mathcal{E}}_l} \prod_{i \in e} n_i \end{aligned} \quad (\text{A.9})$$

Where (A.7) follows from $n_i \geq n_i^c \forall i$, (A.8) follows from $n_l^{|e_l|} - (n_l - 1)^{|e_l|} \geq n_l^{|e_l|} - n_l^{|e_l|-1}(n_l - 1) = n_l^{|e_l|-1}$, and (A.9) cancels edges in \mathcal{E}_l exactly, leaving only edges in $\overline{\mathcal{E}}_l$.

We again want to separate out terms that cancel. We define:

$$\begin{aligned} \mathcal{E}^{\widehat{k}} &= \{e : |e| = \widehat{k} \wedge \nexists j \text{ s.t. } \forall g \in e : g \subseteq r_j\} \\ \mathcal{E}^{\min} &= \{e : e \in \mathcal{E}, \nexists \widehat{e} \subset e : \widehat{e} \in \mathcal{E}^{k-1}\} \\ \overline{\mathcal{E}^{\min}} &= \mathcal{E} \setminus \mathcal{E}^{\min} \end{aligned}$$

We defined $\mathcal{E}^{\widehat{k}}$ as the hyperedges for any specified cardinality \widehat{k} . We call \mathcal{E}^{\min} the *minimal* hyperedges if k is the minimal cardinality at which these regions should be separated. Thus, these are the hyperedges where no subset of subregions $\{g_1 \dots g_{k-1}\} \subset e$ would have a separation hyperedge. All other hyperedges are called *non-minimal*. We also define $\mathcal{E}_l^{\min}, \overline{\mathcal{E}}_l^{\min}, \mathcal{E}_l^{\overline{\min}}, \overline{\mathcal{E}}_l^{\overline{\min}}$ as the minimal and non-minimal hyperedges

of \mathcal{E}_l and $\overline{\mathcal{E}}_l$:

$$\begin{aligned}\mathcal{E}_l^{\min} &= \{e : e \in \mathcal{E}_l, \nexists \widehat{e} \subset e : \widehat{e} \in \mathcal{E}^{k-1}\} \\ \overline{\mathcal{E}}_l^{\min} &= \{e : e \in \overline{\mathcal{E}}_l, \nexists \widehat{e} \subset e : \widehat{e} \in \mathcal{E}^{k-1}\} \\ \mathcal{E}_l^{\overline{\min}} &= \mathcal{E}_l \setminus \mathcal{E}_l^{\min} \\ \overline{\mathcal{E}}_l^{\overline{\min}} &= \overline{\mathcal{E}}_l \setminus \overline{\mathcal{E}}_l^{\min}\end{aligned}$$

We also note that:

$$\begin{aligned}\sum_{e \in \overline{\mathcal{E}}_l^{\min}} \prod_{i \in e} n_i &\leq \sum_{g_j \in \mathcal{G} \setminus g_l} n_j \sum_{e \in \overline{\mathcal{E}}_l^{k-1}} \prod_{i \in e} n_i \\ &= (N - n_l) \sum_{e \in \overline{\mathcal{E}}_l^{k-1}} \prod_{i \in e} n_i\end{aligned}$$

For convenience, we define one additional set of hyperedges $\widehat{\mathcal{E}}_l$. These are hyperedges in \mathcal{E}_l such that no subset of $k - 1$ elements which do not include k are in $\overline{\mathcal{E}}_l$.

$$\widehat{\mathcal{E}}_l = \{e : e \in \mathcal{E}_l \wedge \nexists e_{k-1} \subset e \text{ s.t. } e_{k-1} \in \overline{\mathcal{E}}_l^{k-1}\}$$

This enables us to split the set \mathcal{E}_l up into edges where $\overline{\mathcal{E}}_l^{k-1}$ are a subset, and $\widehat{\mathcal{E}}_l$. We note that since there is no region shared by all elements $e^{k-1} \in \overline{\mathcal{E}}_l^{k-1}$, then there will be no region shared by $e = e^{k-1} \cup g_l$. Thus, this will be an element of \mathcal{E}_l . This gives us:

$$\sum_{e \in \mathcal{E}_l} \prod_{i \in e, i \neq l} n_i = \sum_{e \in \overline{\mathcal{E}}_l^{k-1}} \prod_{i \in e} n_i + \sum_{e \in \widehat{\mathcal{E}}_l} \prod_{i \in e, i \neq l} n_i$$

Applying these:

$$\begin{aligned}\Delta_1^a + \Delta_1^c &\geq (N - n_l) \sum_{e \in \mathcal{E}_l} \prod_{i \in e, i \neq l} n_i - \sum_{e \in \overline{\mathcal{E}}_l} \prod_{i \in e} n_i \\ &= (N - n_l) \left(\sum_{e \in \overline{\mathcal{E}}_l^{k-1}} \prod_{i \in e} n_i + \sum_{e \in \widehat{\mathcal{E}}_l} \prod_{i \in e, i \neq l} n_i \right) - \sum_{e \in \overline{\mathcal{E}}_l^{\min}} \prod_{i \in e} n_i - \sum_{e \in \mathcal{E}_l^{\min}} \prod_{i \in e} n_i \\ &\geq (N - n_l) \left(\sum_{e \in \overline{\mathcal{E}}_l^{k-1}} \prod_{i \in e} n_i + \sum_{e \in \widehat{\mathcal{E}}_l} \prod_{i \in e, i \neq l} n_i \right) - (N - n_l) \sum_{e \in \overline{\mathcal{E}}_l^{k-1}} \prod_{i \in e} n_i - \sum_{e \in \overline{\mathcal{E}}_l^{\min}} \prod_{i \in e} n_i \\ &= (N - n_l) \left(\sum_{e \in \widehat{\mathcal{E}}_l} \prod_{i \in e, i \neq l} n_i \right) - \sum_{e \in \overline{\mathcal{E}}_l^{\min}} \prod_{i \in e} n_i\end{aligned}$$

At this point, we use the structure of our edge construction and definition of k to show this sum is ≥ 0 . We have a positive term, consisting of edges which include k , and a negative term, consisting of edges that do not include k . We will show that for every product in the negative term, there is a corresponding product in the positive term.

To do so, we show that for any $e \in \overline{\mathcal{E}}_l^{\min}$, there is at least one corresponding $e' \in \widehat{\mathcal{E}}_l$ to cancel the terms out. More concretely:

Lemma 6.1.1. *Let $e \in \overline{\mathcal{E}_l^{\min}}$. There exists some $e^{k-1} \subset e, |e^{k-1}| = k - 1$ such that $e' = (e^{k-1} \cup g_l) \in \widehat{\mathcal{E}}_l$.*

Proof. Recall that e is a multiset of subregions. It is straightforward to see that because e is minimal, there can be no repeated elements in the multiset - and thus it is equivalent to a set. Define this set as $e = \{\widehat{g}_1 \dots \widehat{g}_k\}$. Define each distinct subset which does not include \widehat{g}_i as $e_i = e \setminus \widehat{g}_i, 1 \leq i \leq k$. By our definition of minimal hyperedges $\overline{\mathcal{E}_l^{\min}}$, we know that $\forall e_i, \exists r_i : e_i \subseteq r_i$, which implies that $e_i \notin \overline{\mathcal{E}_l^{k-1}}$. Note that each r_i must be distinct. If $r_i = r_j$, for any i, j , this would imply $(e_i \cup e_j) = e \in r_i$. But since there exists a separating hyperedge $e, \nexists r : e \subseteq r$. This implies $\widehat{g}_i \not\subseteq r_i$. Combining this with our definition of $\widehat{\mathcal{E}}_l$, if $\nexists r : (e_i \cup g_l) \subseteq r \Rightarrow (e_i \cup g_l) \in \widehat{\mathcal{E}}_l$. To prove this lemma, we will show that this region cannot exist for all e_i .

If $g_l \not\subseteq r_i \Rightarrow e_i \cup g_l \not\subseteq r_i$. For the sake of contradiction, suppose $g_l \subseteq r_i \forall i$. Let $R = \{r_1 \dots r_k\}$. For this to be true, it must be that: $\textcircled{1} \forall h \in g_l, h \in R$ $\textcircled{2} \forall r_i \in R, \forall \widehat{h} \in \widehat{g}_i : \widehat{h} \notin r_i, \widehat{h} \in R \setminus r_i$ where $|R| = k$. However, by definition of k this cannot be true: the largest such R where this holds $|R| = k - 1$. Thus, we have a contradiction, and have shown such a set of regions $\{r_1 \dots r_k\} = R : g_l \subseteq r_i \forall r_i$ cannot exist. Therefore, $\exists e_i : (e_i \cup g_l) \in \widehat{\mathcal{E}}_l$. \square

In order to apply Lemma 6.1.1, we split every $e \in \overline{\mathcal{E}_l^{\min}}$ it up into e^{k-1} and \bar{g} , where e^{k-1} is the subset of e such that $(e^{k-1} \cup g_l) \in \widehat{\mathcal{E}}_l$, and $\bar{g} = e \setminus e^{k-1}$. Let \bar{n} be the number of particles in subregion \bar{g} , which we will use in eq. (A.10):

$$\begin{aligned} \Delta_1^a + \Delta_1^c &\geq (N - n_l) \left(\sum_{e \in \widehat{\mathcal{E}}_l} \prod_{i \in e, i \neq l} n_i \right) - \sum_{e \in \overline{\mathcal{E}_l^{\min}}} \prod_{i \in e} n_i \\ &= (N - n_l) \left(\sum_{e \in \widehat{\mathcal{E}}_l} \prod_{i \in e, i \neq l} n_i \right) - \sum_{e \in \overline{\mathcal{E}_l^{\min}}} \bar{n} \prod_{i \in e^{k-1}} n_i \end{aligned} \quad (\text{A.10})$$

$$\begin{aligned} &\geq (N - n_l) \left(\sum_{e \in \widehat{\mathcal{E}}_l} \prod_{i \in e, i \neq l} n_i \right) - \sum_{g_j \in \mathcal{G} \setminus g_l} n_j \left(\sum_{e \in \widehat{\mathcal{E}}_l} \prod_{i \in e, i \neq l} n_i \right) \\ &= (N - n_l) \left(\sum_{e \in \widehat{\mathcal{E}}_l} \prod_{i \in e, i \neq l} n_i \right) - (N - n_l) \left(\sum_{e \in \widehat{\mathcal{E}}_l} \prod_{i \in e, i \neq l} n_i \right) \\ &= 0 \end{aligned} \quad (\text{A.11})$$

Where eq. (A.11) applies Lemma 6.1.1.

At this point, we have shown that $\Delta = \Delta^a + \Delta^b + \Delta^c \geq 0$, since $\Delta^b \geq 0$ and $\Delta^a + \Delta^c \geq 0$, which is what we needed to show. \square

It is not hard to see that for any $\mathcal{S} \subseteq \widehat{\mathcal{S}} \subseteq \mathcal{T} \times \mathcal{O}$, we could show that $\Delta_{f_{\text{HEC}}}(t | \mathcal{S}) \geq \Delta_{f_{\text{HEC}}}(t | \widehat{\mathcal{S}}_1) \geq \Delta_{f_{\text{HEC}}}(t | \widehat{\mathcal{S}}_2) \dots \geq \Delta_{f_{\text{HEC}}}(t | \widehat{\mathcal{S}})$. In other words, we can always find a sequence of removing one hypothesis at a time to get from \mathcal{S} to $\widehat{\mathcal{S}}$ when $\mathcal{S} \subseteq \widehat{\mathcal{S}} \subseteq \mathcal{T} \times \mathcal{O}$. \square

A.2.4 *Theorem 6: Greedy Performance Bound*

Theorem 6 (HEC Performance Bound). *Assume that the prior probability distribution P on the set of hypotheses is rational. Then, the performance of π_{HEC} is bounded as follows:*

$$C(\pi_{\text{HEC}}) \leq (k \ln(1/p_{\min}) + 1)C(\pi^*),$$

where $p_{\min} = \min_{h \in \mathcal{H}} P(h)$ and π^* is the optimal policy.

We would like to apply Theorem 5.8 of [GK11]. We have already shown adaptive submodularity and strong adaptive monotonicity in [appendix A.2.3](#). The theorem also requires that instances are *self-certifying*, which means that when the policy knows it has obtained the maximum possible objective value immediately upon doing so. See [GK11] for details. As our objective is equivalent for all remaining hypotheses in $\mathcal{V}(\mathcal{S})$, our function f_{HEC} is self-certifying.

The performance bound now follows directly from Theorem 5.8 of [GK11]. To apply the theorem, we needed to define two constants: a bound on the maximum value of $f_{\text{HEC}}(\mathcal{S})$, $Q = 1$, and the minimum our objective function can change by, which corresponds to removing one hyperedge, $\eta = p_{\min}^k$. Plugging those into Theorem 5.8 of [GK11] gives $C(\pi_{\text{HEC}}) \leq (k \ln(1/p_{\min}) + 1)C(\pi^*)$.

A.3 *Multi-Target MDPs*

Below we provide the proofs for decomposing the value functions for MDPs with multiple targets, as introduced in [section 6.4](#).

A.3.1 *Theorem 10: Decomposing value functions*

Here, we show the proof for our theorem that we can decompose the value functions over that the targets for deterministic MDPs:

Theorem 10. *Let V_κ be the value function for target κ . Define the cost for the goal as in [eq. \(6.3\)](#). For an MDP with deterministic transitions, and a deterministic user policy π^u , the value and action-value functions V_g and Q_g can be computed as:*

$$\begin{aligned} Q_g(x, u, a) &= Q_{\kappa^*}(x, u, a) & \kappa^* &= \arg \min_{\kappa} V_\kappa(x') \\ V_g(x) &= \min_{\kappa} V_\kappa(x) \end{aligned}$$

Proof. We show how the standard value iteration algorithm, computing Q_g and V_g backwards, breaks down at each time step. At the final timestep T , we get:

$$\begin{aligned} Q^T(x, a) &= C_g(x, a) \\ &= C_\kappa(x, a) && \text{for any } \kappa \\ V^T(x) &= \min_a C_g(x, a) \\ &= \min_a \min_{\kappa} C_{\kappa^*}(x, a) \\ &= \min_{\kappa} V_\kappa^T(x) \end{aligned}$$

Since $V_\kappa^T(x) = \min_a C_{\kappa^*}(x, a)$ by definition. Now, we show the recursive step:

$$\begin{aligned}
Q^{t-1}(x, a) &= C_g(x, a) + V^t(x') \\
&= C_{\kappa^*}(x, a) + \min_\kappa V_\kappa^t(x') \quad \kappa^* = \arg \min V_\kappa(x') \\
&= C_{\kappa^*}(x, a) + V_{\kappa^*}^t(x') \quad \kappa^* = \arg \min V_\kappa(x') \\
V^{t-1}(x) &= \min_a Q^{t-1}(x, a) \\
&= \min_a C_{\kappa^*}(x, a) + V_{\kappa^*}^t(x') \quad \kappa^* = \arg \min V_\kappa(x') \\
&\geq \min_a \min_\kappa (C_\kappa(x, a) + V_\kappa^t(x')) \\
&= \min_\kappa V_\kappa^{t-1}(x)
\end{aligned}$$

Additionally, we know that $V(x) \leq \min_\kappa V_\kappa(x)$, since $V_\kappa(x)$ measures the cost-to-go for a specific target, and the total cost-to-go is bounded by this value for a deterministic system. Therefore, $V(x) = \min_\kappa V_\kappa(x)$. \square

A.3.2 *Theorem 11: Decomposing soft value functions*

Here, we show the proof for our theorem that we can decompose the soft value functions over that the targets for deterministic MDPs:

Theorem 11. *Define the probability of a trajectory and target as $p(\xi, \kappa) \propto \exp(-C_\kappa(\xi))$. Let V_κ^{soft} and Q_κ^{soft} be the soft-value functions for target κ . For an MDP with deterministic transitions, the soft value functions for goal g , V_g^{soft} and Q_g^{soft} , can be computed as:*

$$\begin{aligned}
V_g^{\text{soft}}(x) &= \text{softmin}_\kappa V_\kappa^{\text{soft}}(x) \\
Q_g^{\text{soft}}(x, u) &= \text{softmin}_\kappa Q_\kappa^{\text{soft}}(x, u)
\end{aligned}$$

Proof. As the cost is additive along the trajectory, we can expand out $\exp(-C_\kappa(\xi))$ and marginalize over future inputs to get the probability of an input now:

$$\pi^u(u_t, \kappa | x_t) = \frac{\exp(-C_\kappa(x_t, u_t)) \int \exp(-C_\kappa(\xi_{x_t+1}^{t+1 \rightarrow T}))}{\sum_{\kappa'} \int \exp(-C_{\kappa'}(\xi_{x_t}^{t \rightarrow T}))}$$

Where the integrals are over all trajectories. By definition, $\exp(-V_{\kappa,t}^{\text{soft}}(x_t)) = \int \exp(-C_\kappa(\xi_{x_t}^{t \rightarrow T}))$:

$$\begin{aligned}
&= \frac{\exp(-C_\kappa(x_t, u_t)) \exp(-V_{\kappa,t+1}^{\text{soft}}(x_{t+1}))}{\sum_{\kappa'} \exp(-V_{\kappa',t}^{\text{soft}}(x_t))} \\
&= \frac{\exp(-Q_{\kappa,t}^{\text{soft}}(x_t, u_t))}{\sum_{\kappa'} \exp(-V_{\kappa',t}^{\text{soft}}(x_t))}
\end{aligned}$$

Marginalizing out κ and simplifying:

$$\begin{aligned}
\pi^u(u_t|x_t) &= \frac{\sum_{\kappa} \exp(-Q_{\kappa,t}^{\text{soft}}(x_t, u_t))}{\sum_{\kappa} \exp(-V_{\kappa,t}^{\text{soft}}(x_t))} \\
&= \exp\left(\log\left(\frac{\sum_{\kappa} \exp(-Q_{\kappa,t}^{\text{soft}}(x_t, u_t))}{\sum_{\kappa} \exp(-V_{\kappa,t}^{\text{soft}}(x_t))}\right)\right) \\
&= \exp\left(\text{softmin}_{\kappa} V_{\kappa,t}^{\text{soft}}(x_t) - \text{softmin}_{\kappa} Q_{\kappa,t}^{\text{soft}}(x_t, u_t)\right)
\end{aligned}$$

As $V_{g,t}^{\text{soft}}$ and $Q_{g,t}^{\text{soft}}$ are defined such that $\pi_t^u(u|x, g) = \exp(V_{g,t}^{\text{soft}}(x) - Q_{g,t}^{\text{soft}}(x, u))$, our proof is complete. \square

List of Figures

1.1	Example Manipulation Task Information Acting Under Uncertainty	9
1.2	Example Shared Autonomy Task for Acting Under Uncertainty	9
1.3	Goal-Directed Active Information Gathering	10
1.4	Assistance with Ambiguous Goals in Shared Control Teleoperation	12
1.5	Assistance with Ambiguous Goals in Human-Robot Teaming	12
3.1	Hypothesis Pruning for Door Opening	28
3.2	Touch-Based Localization as Set Cover	29
3.3	Observation Model for Touch-Based Localization	31
3.4	Hypothesis Pruning Covariance Evolution	35
4.1	The Decision Region Determination (DRD) problem	41
4.2	A decision region for button pushing	42
4.3	HEC with two decision regions	46
4.4	A depiction of our method as hyperedges. (a) The equivalent hyperedges of $CHP_3(\mathcal{G})$. (b) First iteration of algorithm 1 which removes all $ \zeta = 1$ (light edges) by subtracting $g_1CHP_2(\{g_1\}) + g_2CHP_2(\{g_2\}) + g_3CHP_2(\{g_3\})$. (c) Second iteration of algorithm 1 which removes all $ \zeta = 2$ (light edges) by subtracting $g_1g_2CHP_1(\{g_1, g_2\}) + g_2g_3CHP_1(\{g_2, g_3\})$	49
4.5	HEC Results on MovieLens 100k Experiments	51
4.6	Illustration of Decision Regions for MovieLens 100k for HEC Experiments	51
4.7	Decision Regions for Microwave Touch Based Localization	52
4.8	HEC Robot Experiments Barchart	53
4.9	Noisy-Or Problem Instance	54
4.10	Noisy-Or Graph Coloring Decomposition	55
4.11	Noisy-Or Touch Based Localization Experimental Setup	58
4.12	Noisy-Or Robot Simulation Results	58

4.13	DiRECT Experimental results for <i>MovieLens</i> , <i>EMPCranes</i> , and <i>Risky Choice Theory</i>	59	
5.1	Teleoperation Interfaces	63	
5.2	Modal Control	65	
5.3	Shared Autonomy Blend Diagram	66	
5.4	Shared Autonomy Policy Diagram	66	
6.1	Shared Autonomy Framework Diagram	71	
6.2	Arbitration as a function of confidence in Policy Method	72	
6.3	Multi-Target Value Functions	81	
7.1	Example of Hindsight Optimization and Prediction with User Inputs	84	
7.2	Grasping Study Experimental Setup	86	
7.3	Grasping Study Survey Response	88	
7.4	Grasping Study User Preference vs. Like Ratings	88	
7.5	Grasping Study Time and Control Plots	89	
7.6	Grasp Study Trajectories for Two Users	90	
7.7	Eating Study Experiment Setup	92	
7.8	Eating Study Results	94	
7.9	Eating Study Time vs. User Inputs and Assistance Ratio	96	
7.10	Eating Study Survey Responses	97	
7.11	Gift Wrapping Study Experiment Setup	102	
7.12	Gift Wrapping Study Distance Metrics Boxplots	104	
7.13	Gift Wrapping Study Idle Time and Percentage Boxplots	104	
7.14	Gift Wrapping Study Trial Duration Boxplots	105	
8.1	Prediction with Assistance Method Overview	109	
8.2	Prediction with Assistance Experimental Setup	113	
8.3	Prediction with Assistance Experiment Objective Measures	115	
8.4	Prediction with Assistance Survey Responses	116	

List of Tables

2.1	Variable Definitions for Adaptive Submodularity	21
3.1	Hypothesis Pruning Test Selection Time	36
3.2	Example Tests for Hypothesis Pruning Experiment	37
3.3	Hypothesis Pruning Real Robot Experiment	38
4.1	HEC Experiments Running Times on MovieLens 100k	52
4.2	DRD Problem Applications, and the Corresponding Tests and Decisions	57
6.1	Shared Autonomy variable definitions	73
7.1	Eating Study Post-Hoc P-Values for Every Hypothesis	99
7.2	Gift Wrapping Study Subjective Ratings Depending on Collision	106

Bibliography

- [Aar+05] Daniel Aarno, Staffan Ekvall, and Danica Kragic. "Adaptive Virtual Fixtures for Machine-Assisted Teleoperation Tasks". In: *IEEE International Conference on Robotics and Automation*. 2005.
- [AK08] Daniel Aarno and Danica Kragic. "Motion intention recognition in robot assisted applications". In: *Robotics and Autonomous Systems* 56 (2008).
- [Akr+12] Riad Akrou, Marc Schoenauer, and Michèle Sebag. "APRIL: Active Preference Learning-Based Reinforcement Learning". In: *European Conference on Machine Learning and Principles and Practice of Knowledge Discovery in Databases*. 2012.
- [Akr+14] Riad Akrou, Marc Schoenauer, Jean-Christophe Souplet, and Michèle Sebag. "Programming by Feedback". In: *International Conference on Machine Learning*. 2014.
- [AM97] Peter Aigner and Brenan J. McCarragher. "Human integration into robot control utilising potential fields". In: *IEEE International Conference on Robotics and Automation*. 1997.
- [Ame+14] Saleema Amershi, Maya Cakmak, W. Bradley Knox, and Todd Kulesza. "Power to the People: The Role of Humans in Interactive Machine Learning". In: *AI Magazine* (2014).
- [AN16] Arash Asadpour and Hamid Nazerzadeh. "Maximizing Stochastic Monotone Submodular Functions". In: *Management Science* 62 (2016), pp. 2374–2391.
- [Ara+10] Tamio Arai, Ryu Kato, and Marina Fujita. "Assessment of operator stress induced by robot collaboration in assembly". In: *CIRP Annals - Manufacturing Technology* 59.1 (2010), pp. 5–8.
- [Arg14] Brenna D. Argall. "Modular and Adaptive Wheelchair Automation". In: *International Symposium on Experimental Robotics*. 2014.
- [Aum61] Robert J. Aumann. "The Core of a Cooperative Game Without Side Payments". In: *Transactions of the American Mathematical Society* 98.3 (1961), pp. 539–552.
- [Bago4] J. Andrew (Drew) Bagnell. "Learning Decisions: Robustness, Uncertainty, and Approximation". PhD thesis. Robotics Institute, Carnegie Mellon University, 2004.
- [Baj88] Ruzena Bajcsy. "Active perception". In: *Proceedings of the IEEE* 76 (1988).
- [Bal+06] N. Balcan, A. Beygelzimer, and J. Langford. "Agnostic Active Learning". In: *International Conference on Machine Learning*. 2006.
- [Ban+12] Tirthankar Bandyopadhyay, Kok Sung Won, Emilio Frazzoli, David Hsu, Wee Sun Lee, and Daniela Rus. "Intention-Aware Motion Planning". In: *Workshop on the Algorithmic Foundations of Robotics*. 2012.

- [Bel+12] Gowtham Bellala, Suresh K. Bhavnani, and Clayton Scott. "Group-Based Active Query Selection for Rapid Diagnosis in Time-Critical Situations". In: *IEEE Transactions on Information Theory* 58.1 (2012), pp. 459–478.
- [Ber85] James O. Berger. *Statistical decision theory and Bayesian analysis*. Springer series in statistics. Springer, 1985.
- [Bie+04] Zeungnam Bien, Myung-Jin Chung, Pyung-Hun Chang, Dong-Soo Kwon, Dae-Jin Kim, Jeong-Su Han, Jae-Hean Kim, Do-Hyung Kim, Hyung-Soon Park, Sang-Hoon Kang, Kyoobin Lee, and Soo-Chul Lim. "Integration of a Rehabilitation Robotic System (KARES II) with Human-Friendly Man-Machine Interaction Units". In: *Autonomous Robots* 16 (2004).
- [Bou+02] Frederic Bourgault, Alexei A. Makarenko, Stefan B. Williams, Ben Grocholsky, and Hugh F. Durrant-Whyte. "Information Based Adaptive Robotic Exploration". In: *IEEE/RSJ International Conference on Intelligent Robots and Systems*. 2002.
- [Bou+11] Abdeslam Boularias, Jens Kober, and Jan Peters. "Relative Entropy Inverse Reinforcement Learning". In: *International Conference on Artificial Intelligence and Statistics*. 2011, pp. 182–189.
- [Bur+97] Wolfram Burgard, Dieter Fox, and Sebastian Thrun. "Active Mobile Robot Localization". In: *International Joint Conference on Artificial Intelligence*. 1997, pp. 1346–1352.
- [Cas+96] Anthony R. Cassandra, Leslie Pack Kaelbling, and James A. Kurien. "Acting under Uncertainty: Discrete Bayesian Models for Mobile-Robot Navigation". In: *IEEE/RSJ International Conference on Intelligent Robots and Systems*. 1996.
- [CD12] Tom Carlson and Yiannis Demiris. "Collaborative control for a robotic wheelchair: evaluation of performance, attention, and workload". In: *IEEE Transactions on Systems, Man, and Cybernetics, Part B* 42 (2012).
- [CG02] Jacob W. Crandall and Michael A. Goodrich. "Characterizing efficiency on human robot interaction: a case study of shared-control teleoperation". In: *IEEE/RSJ International Conference on Intelligent Robots and Systems*. 2002.
- [CH11] Shu-Yun Chung and Han-Pang Huang. "Predictive Navigation by Understanding Human Motion Patterns". In: *International Journal of Advanced Robotic Systems* 8.1 (2011), p. 3.
- [Cha+07] Venkatesan T. Chakaravarthy, Vinayaka Pandit, Sambuddha Roy, Pranjal Awasthi, and Mukesh K. Mohania. "Decision Trees for Entity Identification: Approximation Algorithms and Hardness Results". In: *Proceedings of the ACM SIGMOD-SIGACT-SIGART Symposium on Principles of Database Systems (PODS)*. 2007.
- [Che+15] Yuxin Chen, Shervin Javdani, Amin Karbasi, J. Andrew (Drew) Bagnell, Siddhartha Srinivasa, and Andreas Krause. "Submodular Surrogates for Value of Information". In: *AAAI Conference on Artificial Intelligence*. 2015.
- [Che+16] Min Chen, Emilio Frazzoli, David Hsu, and Wee Sun Lee. "POMDP-lite for robust robot planning under uncertainty". In: *IEEE International Conference on Robotics and Automation*. 2016.
- [Che+17] Yuxin Chen, S. Hamed Hassani, and Andreas Krause. "Near-optimal Bayesian Active Learning with Correlated and Noisy Tests". In: *International Conference on Artificial Intelligence and Statistics*. 2017.

- [Cho+00] Edwin K. P. Chong, Robert L. Givan, and Hyeong Soo Chang. “A Framework for Simulation-based Network Control via Hindsight Optimization”. In: *IEEE Conference on Decision and Control*. 2000.
- [Cho+17a] Sanjiban Choudhury, Ashish Kapoor, Gireeja Ranade, and Debadeepta Dey. “Learning to Gather Information via Imitation”. In: *IEEE International Conference on Robotics and Automation* (2017).
- [Cho+17b] Sanjiban Choudhury, Shervin Javdani, Siddhartha Srinivasa, and Sebastian Scherer. “Near-Optimal Edge Evaluation in Explicit Generalized Binomial Graphs”. In: *ArXiv e-prints* (2017).
- [Chu+13] Cheng-Shiu Chung, Hongwu Wang, and Rory A. Cooper. “Functional assessment and performance evaluation for assistive robotic manipulators: Literature review”. In: *The Journal of Spinal Cord Medicine* (2013).
- [Col+13] Jennifer L Collinger, Brian Wodlinger, John E Downey, Wei Wang, Elizabeth C Tyler-Kabara, Douglas J Weber, Angus JC McMorland, Meel Velliste, Michael L Boninger, and Andrew B Schwartz. “High-performance neuroprosthetic control by an individual with tetraplegia”. In: *The Lancet* 381 (2013), pp. 557–564.
- [CT91] Thomas M. Cover and Joy A. Thomas. *Elements of Information Theory*. Wiley-Interscience, 1991.
- [CV95] Kathryn Chaloner and Isabella Verdinelli. “Bayesian Experimental Design: A Review”. In: *Statistical Science* 10 (1995), pp. 273–304.
- [Dan+14] Christian Daniel, Malte Viering, Jan Metz, Oliver Kroemer, and Jan Peters. “Active Reward Learning”. In: *Robotics: Science and Systems (RSS)*. 2014.
- [Das04] Sanjoy Dasgupta. “Analysis of a greedy active learning strategy”. In: *Neural Information Processing Systems*. 2004.
- [Deb+00] Thomas Debus, Jeffrey Stoll, Robert D. Howe, and Pierre Dupont. “Cooperative Human and Machine Perception in Teleoperated Assembly”. In: *International Symposium on Experimental Robotics*. 2000.
- [Des+14] Amol Deshpande, Lisa Hellerstein, and Devorah Kletenik. “Approximation Algorithms for Stochastic Boolean Function Evaluation and Stochastic Submodular Set Cover”. In: *ACM-SIAM Symposium on Discrete Algorithms*. 2014.
- [Dey+12a] Debadeepta Dey, Tian Yu Liu, Martial Hebert, and J. Andrew (Drew) Bagnell. “Contextual Sequence Prediction with Application to Control Library Optimization”. In: *Robotics: Science and Systems (RSS)*. 2012.
- [Dey+12b] Debadeepta Dey, Tian Yu Liu, Boris Sofman, and J. Andrew (Drew) Bagnell. “Efficient Optimization of Control Libraries”. In: *AAAI Conference on Artificial Intelligence*. 2012.
- [Dra+13] Anca Dragan, Kenton Lee, and Siddhartha Srinivasa. “Legibility and Predictability of Robot Motion”. In: *ACM/IEEE International Conference on Human-Robot Interaction*. 2013.
- [DS10] Mehmet Dogar and Siddhartha Srinivasa. “Push-Grasping with Dexterous Hands: Mechanics and a Method”. In: *IEEE/RSJ International Conference on Intelligent Robots and Systems*. 2010.
- [DS13a] Anca Dragan and Siddhartha Srinivasa. “A Policy Blending Formalism for Shared Control”. In: *The International Journal of Robotics Research* (2013).

- [DS13b] Anca Dragan and Siddhartha Srinivasa. “Generating Legible Motion”. In: *Robotics: Science and Systems (RSS)*. 2013.
- [EM88] Michael Erdmann and Matthew T. Mason. “An Exploration of Sensorless Manipulation”. In: *International Journal of Robotics and Automation* 4 (1988), pp. 369–379.
- [Eri+08] Lawrence Erickson, Joseph Knuth, Jason M. O’Kane, and Steven M. LaValle. “Probabilistic localization with a blind robot”. In: *IEEE International Conference on Robotics and Automation*. 2008.
- [ES10] Tom Erez and William D. Smart. “A Scalable Method for Solving High-Dimensional Continuous POMDPs Using Local Approximation”. In: *Conference on Uncertainty in Artificial Intelligence*. 2010.
- [Fag+04] Andrew H. Fagg, Michael Rosenstein, Robert Platt, and Roderic A. Grupen. “Extracting user intent in mixed initiative teleoperator control”. In: *AIAA*. 2004.
- [Fel60] Alexander A. Feldbaum. “Dual control theory. I-IV”. In: *Automation Remote Control* 21,22 (1960-1961).
- [Fin+16] Chelsea Finn, Sergey Levine, and Pieter Abbeel. “Guided Cost Learning: Deep Inverse Optimal Control via Policy Optimization”. In: *International Conference on Machine Learning*. 2016, pp. 49–58.
- [Fon+01] Terrence Fong, Charles E. Thorpe, and Charles Baur. “Advanced Interfaces for Vehicle Teleoperation: Collaborative Control, Sensor Fusion Displays, and Remote Driving Tools”. In: *Autonomous Robots* 11 (2001).
- [Fox+98] Dieter Fox, Wolfram Burgard, and Sebastian Thrun. “Active Markov Localization for Mobile Robots”. In: *Robotics and Autonomous Systems* 25 (1998).
- [FT01] Terrence W. Fong and Chuck Thorpe. “Vehicle Teleoperation Interfaces”. In: *Autonomous Robots* 11 (2001).
- [FT10] Alan Fern and Prasa Tadepalli. “A Computational Decision Theory for Interactive Assistants”. In: *Neural Information Processing Systems*. 2010.
- [Fu+07] Jiaxin Fu, Siddhartha Srinivasa, Nancy Pollard, and Bart Nabbe. “Planar batting under shape, pose, and impact uncertainty”. In: *IEEE International Conference on Robotics and Automation*. 2007.
- [Fuj78] Satoru Fujishige. “Polymatroidal Dependence Structure of a Set of Random Variables”. In: vol. 39. 1978, pp. 55–72.
- [Für+12] Johannes Fürnkranz, Eyke Hüllermeier, Weiwei Cheng, and Sang-Hyeun Park. “Preference-based Reinforcement Learning: A Formal Framework and a Policy Iteration Algorithm”. In: *Machine Learning* 89 (2012).
- [Gal+08] F. Galán, M. Nuttin, E. Lew, P.W. Ferrez, G. Vanacker, J. Philips, and J. del R. Millán. “A brain-actuated wheelchair: Asynchronous and non-invasive Brain-computer interfaces for continuous control of robots”. In: *Clinical Neurophysiology* 119.9 (2008).
- [GB09] Andrew Guillory and Jeff Bilmes. “Average-Case Active Learning with Costs”. In: *The International Conference on Algorithmic Learning Theory*. 2009.

- [GB10] Andrew Guillory and Jeff Bilmes. “Interactive Submodular Set Cover”. In: *International Conference on Machine Learning*. 2010.
- [GB11] Andrew Guillory and Jeff Bilmes. “Simultaneous Learning and Covering with Adversarial Noise”. In: *International Conference on Machine Learning*. 2011.
- [GJ03] Michael A. Goodrich and Dan R. Olsen Jr. “Seven principles of efficient human robot interaction”. In: *IEEE Transactions on Systems, Man, and Cybernetics*. 2003.
- [GK11] Daniel Golovin and Andreas Krause. “Adaptive Submodularity: Theory and Applications in Active Learning and Stochastic Optimization”. In: *Journal of Artificial Intelligence Research* 42 (2011).
- [Goe63] Ray C. Goertz. “Manipulators used for handling radioactive materials”. In: *Human Factors in Technology* (1963).
- [Gol+10] Daniel Golovin, Andreas Krause, and Debajyoti Ray. “Near-Optimal Bayesian Active Learning with Noisy Observations”. In: *Neural Information Processing Systems*. 2010.
- [Gol93] Kenneth Goldberg. “Orienting Polygonal Parts without Sensors”. In: *Algorithmica* (1993).
- [Gom+14] Matthew Gombolay, Reymundo Gutierrez, Giancarlo Sturla, and Julie Shah. “Decision-Making Authority, Team Efficiency and Human Worker Satisfaction in Mixed Human-Robot Teams”. In: *Robotics: Science and Systems (RSS)*. 2014.
- [Gom+17] Matthew Gombolay, Anna Bair, Cindy Huang, and Julie Shah. “Computational Design of Mixed-Initiative Human-Robot Teaming that Considers Human Factors Situational Awareness, Workload, and Workflow Preferences”. In: *The International Journal of Robotics Research* (2017).
- [Goo+14] Ian Goodfellow, Jean Pouget-Abadie, Mehdi Mirza, Bing Xu, David Warde-Farley, Sherjil Ozair, Aaron Courville, and Yoshua Bengio. “Generative Adversarial Nets”. In: *Neural Information Processing Systems*. 2014.
- [Gop+16] Deepak Gopinath, Siddarth Jain, and Brenna D. Argall. “Human-in-the-Loop Optimization of Shared Autonomy in Assistive Robotics”. In: *Conference on Automation Science and Engineering*. 2016.
- [Gre+07] Scott Green, Mark Billingham, XiaoQi Chen, and J. Geoffrey Chase. “Human-Robot Collaboration: A Literature Review and Augmented Reality Approach in Design”. In: *International Journal of Advanced Robotic Systems* 5 (2007).
- [Gup+17] Anupam Gupta, Viswanath Nagarajan, and Sahil Singla. “Adaptivity Gaps for Stochastic Probing: Submodular and XOS Functions”. In: *ACM-SIAM Symposium on Discrete Algorithms*. 2017.
- [GVo6] Michel Goemans and Jan Vondrák. “Stochastic Covering and Adaptivity”. In: *Proceedings of International Latin American Symposium on Theoretical Informatics*. 2006, pp. 532–543.
- [Hř08] Eyke Hüllermeier, Johannes Fürnkranz, Weiwei Cheng, and Klaus Brinker. “Label Ranking by Learning Pairwise Preferences”. In: *Artificial Intelligence* 172 (2008).
- [Hau13] Kris K. Hauser. “Recognition, prediction, and planning for assisted teleoperation of freeform tasks”. In: *Autonomous Robots* 35 (2013).

- [HB07] Guy Hoffman and Cynthia Breazeal. “Effects of anticipatory action on human-robot teamwork: Efficiency, fluency, and perception of team”. In: *ACM/IEEE International Conference on Human-Robot Interaction*. 2007.
- [HE16] Jonathan Ho and Stefano Ermon. “Generative adversarial imitation learning”. In: *Neural Information Processing Systems*. 2016.
- [Heb+13] Paul Hebert, Thomas Howard, Nicolas Hudson, Jeremy Ma, and Joel Burdick. “The Next Best Touch for Model-Based Localization”. In: *IEEE International Conference on Robotics and Automation*. 2013.
- [Her+16] Laura Herlant, Rachel Holladay, and Siddhartha Srinivasa. “Assistive Teleoperation of Robot Arms via Automatic Time-Optimal Mode Switching”. In: *ACM/IEEE International Conference on Human-Robot Interaction*. 2016.
- [Her+99] Jonathan L. Herlocker, Joseph A. Konstan, Al Borchers, and John Riedl. “An Algorithmic Framework for Performing Collaborative Filtering”. In: *Proceedings of the 22nd Annual International ACM SIGIR Conference on Research and Development in Information Retrieval*. 1999.
- [HM+16] Dylan Hadfield-Menell, Stuart J Russell, Pieter Abbeel, and Anca Dragan. “Cooperative Inverse Reinforcement Learning”. In: *Neural Information Processing Systems*. 2016.
- [Hoi+06] Steven C. H. Hoi, Rong Jin, Jianke Zhu, and Michael R. Lyu. “Batch Mode Active Learning and Its Application to Medical Image Classification”. In: *International Conference on Machine Learning*. ACM, 2006, pp. 417–424.
- [Hol+11] Geoffrey A. Hollinger, Urbashi Mitra, and Gaurav S. Sukhatme. “Active Classification: Theory and Application to Underwater Inspection”. In: *International Symposium on Robotics Research*. 2011.
- [Hol+12] Geoffrey A. Hollinger, Sunav Choudhary, Parastoo Qarabaqi, Christopher Murphy, Urbashi Mitra, Gaurav S. Sukhatme, Milica Stojanovic, Hanumant Singh, and Franz Hover. “Underwater Data Collection Using Robotic Sensor Networks”. In: *IEEE Journal on Selected Areas in Communications* 30 (2012).
- [Hol+13] Geoffrey A Hollinger, Brendan Englot, Franz S Hover, Urbashi Mitra, and Gaurav S Sukhatme. “Active Planning for Underwater Inspection and the Benefit of Adaptivity”. In: *The International Journal of Robotics Research* 32 (2013).
- [Hol+16] Rachel Holladay, Shervin Javdani, Anca Dragan, and Siddhartha Srinivasa. “Active Comparison Based Learning Incorporating User Uncertainty and Noise”. In: *RSS Workshop on Model Learning for Human-Robot Communication*. 2016.
- [How66] Ronald A. Howard. “Information value theory”. In: *IEEE Transactions on Systems Science and Cybernetics*. 1966.
- [Hsi+08] Kaijen Hsiao, Tomás Lozano-Pérez, and Leslie Pack Kaelbling. “Robust Belief-Based Execution of Manipulation Programs”. In: *Workshop on the Algorithmic Foundations of Robotics*. 2008.
- [Hsi+09] Kaijen Hsiao, Paul Nangeroni, Manfred Huber, Ashutosh Saxena, and Andrew Y. Ng. “Reactive grasping using optical proximity sensors”. In: *IEEE International Conference on Robotics and Automation*. 2009.
- [Hsi09] Kaijen Hsiao. “Relatively Robust Grasping”. PhD thesis. Massachusetts Institute of Technology, 2009.

- [Jai+15] Siddharth Jain, Ali Farshchiansadegh, Alexander Broad, Farnaz Abdollahi, Ferdinando Mussa-Ivaldi, and Brenna Argall. "Assistive Robotic Manipulation through Shared Autonomy and a Body-Machine Interface". In: *IEEE/RAS-EMBS International Conference on Rehabilitation Robotics*. 2015.
- [Jav+13] Shervin Javdani, Matthew Klingensmith, J. Andrew (Drew) Bagnell, Nancy Pollard, and Siddhartha Srinivasa. "Efficient Touch Based Localization through Submodularity". In: *IEEE International Conference on Robotics and Automation*. 2013.
- [Jav+14] Shervin Javdani, Yuxin Chen, Amin Karbasi, Andreas Krause, J. Andrew (Drew) Bagnell, and Siddhartha Srinivasa. "Near Optimal Bayesian Active Learning for Decision Making". In: *International Conference on Artificial Intelligence and Statistics*. 2014.
- [Jav+15] Shervin Javdani, Siddhartha Srinivasa, and J. Andrew (Drew) Bagnell. "Shared Autonomy via Hindsight Optimization". In: *Robotics: Science and Systems (RSS)*. 2015.
- [JS12] Liang-Ting Jiang and Joshua R. Smith. "Seashell Effect Pretouch Sensing for Robotic Grasping". In: *IEEE International Conference on Robotics and Automation*. 2012.
- [Kae+98] Leslie Pack Kaelbling, Michael L. Littman, and Anthony R. Cassandra. "Planning and Acting in Partially Observable Stochastic Domains". In: *Artificial Intelligence* 101 (1998).
- [Kar+12] Amin Karbasi, Stratis Ioannidis, and Laurent Massoulié. "Comparison-Based Learning with Rank Nets". In: *International Conference on Machine Learning*. 2012.
- [Kat+14] Kapil D. Katyal, Matthew S. Johannes, Spencer Kellis, Tyson Aflalo, Christian Klaes, Timothy G. McGee, Matthew P. Para, Ying Shi, Brian Lee, Kelsie Pejsa, Charles Liu, Brock A. Wester, Francesco Tenore, James D. Beaty, Alan D. Ravitz, Richard A. Andersen, and Michael P. McLoughlin. "A collaborative BCI approach to autonomous control of a prosthetic limb system". In: *IEEE Transactions on Systems, Man, and Cybernetics*. 2014.
- [KB99] Rao S. Kosaraju and Teresa M. Przytyck Aand Ryan S. Borgstrom. "On an Optimal Split Tree Problem". In: *Proceedings of the International Workshop on Algorithms and Data Structures (WADS)*. 1999.
- [KG05] Andreas Krause and Carlos Guestrin. "Near-optimal Nonmyopic Value of Information in Graphical Models". In: *Conference on Uncertainty in Artificial Intelligence*. 2005.
- [KG09] Andreas Krause and Carlos Guestrin. "Optimal Value of Information in Graphical Models". In: *Journal of Artificial Intelligence Research* 35 (2009).
- [Kim+06] Hyun K. Kim, S. James Biggs, David W. Schloerb, Jose M. Carmena, Mikhail A. Lebedev, Miguel A. L. Nicolelis, and Mandayam A. Srinivasan. "Continuous shared control for stabilizing reaching and grasping with brain-machine interfaces". In: *IEEE Transactions on Biomedical Engineering* 53 (2006).
- [Kim+12] Dae-Jin Kim, Rebekah Hazlett-Knudsen, Heather Culver-Godfrey, Greta Rucks, Tara Cunningham, David Portee, John Bricout, Zhao Wang, and Aman Behal. "How Autonomy Impacts Performance and Satisfaction: Results From a Study With Spinal Cord Injured Subjects Using an Assistive Robot". In: *IEEE Transactions on Systems, Man, and Cybernetics, Part A* 42 (2012).
- [KL16] Sung Kyun Kim and Maxim Likhachev. "Planning for Grasp Selection of Partially Occluded Objects". In: *IEEE International Conference on Robotics and Automation*. 2016.

- [Kof+05] Jonathan Kofman, Xianghai Wu, Timothy J. Luu, and Siddharth Verma. "Teleoperation of a robot manipulator using a vision-based human-robot interface". In: *IEEE Transactions on Industrial Electronics* (2005).
- [Kono01] Igor Kononenko. "Machine learning for medical diagnosis: history, state of the art and perspective". In: *Artificial Intelligence in Medicine* 23 (2001).
- [Kov+14] Michael Koval, Nancy Pollard, and Siddhartha Srinivasa. "Pre- and Post-Contact Policy Decomposition for Planar Contact Manipulation Under Uncertainty". In: *Robotics: Science and Systems (RSS)*. 2014.
- [Kov+16] Michael C. Koval, Nancy S. Pollard, and Siddhartha S. Srinivasa. "Pre- and post-contact policy decomposition for planar contact manipulation under uncertainty". In: *The International Journal of Robotics Research* 35.1-3 (2016), pp. 244–264.
- [KR08] Thomas Kollar and Nicholas Roy. "Efficient Optimization of Information-Theoretic Exploration in SLAM". In: *AAAI Conference on Artificial Intelligence*. 2008.
- [Kra+05] Danica Kragic, Panadda Marayong, Ming Li, Allison M. Okamura, and Gregory D. Hager. "Human-Machine Collaborative Systems for Microsurgical Applications". In: *The International Journal of Robotics Research* 24 (2005).
- [KS13] Hema Koppula and Ashutosh Saxena. "Anticipating Human Activities using Object Affordances for Reactive Robotic Response". In: *Robotics: Science and Systems (RSS)*. 2013.
- [Kur+08] Hanna Kurniawati, David Hsu, and Wee Sun Lee. "SARSOP: Efficient point-based POMDP planning by approximating optimally reachable belief spaces". In: *Robotics: Science and Systems (RSS)*. 2008.
- [LB11] Hui Lin and Jeff A. Bilmes. "A Class of Submodular Functions for Document Summarization." In: *Proceedings of the Annual Meeting of the Association for Computational Linguistics: Human Language Technologies*. 2011, pp. 510–520.
- [LDW91] John J. Leonard and Hugh F. Durrant-Whyte. "Simultaneous map building and localization for an autonomous mobile robot". In: 1991.
- [Lee+12] Adam Leeper, Kaijen Hsiao, Matei Ciocarlie, Leila Takayama, and David Gossow. "Strategies for Human-in-the-loop Robotic Grasping". In: *ACM/IEEE International Conference on Human-Robot Interaction*. 2012.
- [Les+07] Jure Leskovec, Andreas Krause, Carlos Guestrin, Christos Faloutsos, Jeanne VanBriesen, and Natalie Glance. "Cost-effective Outbreak Detection in Networks". In: *ACM SIGKDD Conference on Knowledge Discovery and Data Mining (KDD)*. 2007, pp. 420–429.
- [LH98] Steven M. Lavalle and Seth A. Hutchinson. "An objective-based framework for motion planning under sensing and control uncertainties". In: *The International Journal of Robotics Research* 17 (1998).
- [Li+07] Ming Li, Masaru Ishii, and Russell H. Taylor. "Spatial Motion Constraints Using Virtual Fixtures Generated by Anatomy". In: *IEEE Transactions on Robotics* 23 (2007).
- [Li+11] Qinan Li, Weidong Chen, and Jingchuan Wang. "Dynamic shared control for human-wheelchair cooperation". In: *IEEE International Conference on Robotics and Automation*. 2011.

- [Li+15] Yanan Li, Keng Peng Tee, Wei Liang Chan, Rui Yan, Yuanwei Chua, and Dilip Kumar Limbu. "Role adaptation of human and robot in collaborative tasks". In: *icra*. 2015.
- [Li+16] Jue Kun Li, David Hsu, and Wee Sun Lee. "Act to see and see to act: POMDP planning for objects search in clutter". In: *IEEE/RSJ International Conference on Intelligent Robots and Systems*. 2016.
- [Lim+15] Zhan Wei Lim, David Hsu, and Wee Sun Lee. "Adaptive Stochastic Optimization: From Sets to Paths". In: *Neural Information Processing Systems*. 2015.
- [Lim+16] Zhan Wei Lim, David Hsu, and Wee Sun Lee. "Adaptive Informative Path Planning in Metric Spaces". In: *The International Journal of Robotics Research* 35 (2016), pp. 585–598.
- [Lin56] Dennis Victor Lindley. "On a Measure of the Information Provided by an Experiment". In: *Annals of Mathematical Statistics* 27 (1956), pp. 986–1005.
- [Lit+95] Michael L. Littman, Anthony R. Cassandra, and Leslie Pack Kaelbling. "Learning Policies for Partially Observable Environments: Scaling Up". In: *International Conference on Machine Learning*. 1995.
- [LK12] Sergey Levine and Vladlen Koltun. "Continuous Inverse Optimal Control with Locally Optimal Examples". In: *International Conference on Machine Learning*. 2012.
- [LO03] Ming Li and Allison M. Okamura. "Recognition of Operator Motions for Real-Time Assistance Using Virtual Fixtures". In: *International Symposium on Haptic Interfaces for Virtual Environment and Teleoperator Systems*. 2003.
- [LP+84] Tomás Lozano-Pérez, Matthew T. Mason, and Russell H. Taylor. "Automatic Synthesis of Fine-Motion Strategies for Robots". In: *The International Journal of Robotics Research* 3.1 (1984), pp. 3–24.
- [LS15] Przemyslaw A. Lasota and Julie A. Shah. "Analyzing the Effects of Human-Aware Motion Planning on Close-Proximity Human-Robot Collaboration". In: *Human Factors* 57.1 (2015), pp. 21–33.
- [Lut+07] Thorsten Luth, Darko Ojdic, Ola Friman, Oliver Prenzel, and Axel Graser. "Low level control in a semi-autonomous rehabilitation robotic system via a Brain-Computer Interface". In: *IEEE/RAS-EMBS International Conference on Rehabilitation Robotics*. 2007.
- [LZ14] Anqi Liu and Brian D. Ziebart. "Robust Classification Under Sample Selection Bias". In: *Neural Information Processing Systems*. 2014.
- [Mac+12] Owen Macindoe, Leslie Pack Kaelbling, and Tomás Lozano-Pérez. "POMCoP: Belief Space Planning for Sidekicks in Cooperative Games". In: *Artificial Intelligence and Interactive Digital Entertainment Conference*. 2012.
- [Mac98] Ian Grant Macdonald. *Symmetric Functions and Hall Polynomials*. Oxford mathematical monographs. Clarendon Press, 1998.
- [Mah+11] Veronique Maheu, Julie Frappier, Philippe S. Archambault, and François Routhier. "Evaluation of the JACO robotic arm: Clinico-economic study for powered wheelchair users with upper-extremity disabilities". In: *IEEE/RAS-EMBS International Conference on Rehabilitation Robotics*. 2011.

- [Mai+11] Jim Mainprice, E. Akin Sisbot, Léonard Jaillet, Juan Cortés, Rachid Alami, and Thierry Siméon. "Planning human-aware motions using a sampling-based costmap planner". In: *IEEE International Conference on Robotics and Automation*. 2011, pp. 5012–5017.
- [Mar+03] Panadda Marayong, Ming Li, Allison M. Okamura, and Gregory D. Hager. "Spatial motion constraints: theory and demonstrations for robot guidance using virtual fixtures". In: *IEEE International Conference on Robotics and Automation*. 2003.
- [MB13] Jim Mainprice and Dmitry Berenson. "Human-robot collaborative manipulation planning using early prediction of human motion". In: *IEEE/RSJ International Conference on Intelligent Robots and Systems*. 2013, pp. 299–306.
- [McM+14] David P. McMullen, Guy Hotson, Kapil D. Katyal, Brock A. Wester, Matthew S. Fifer, Timothy G. McGee, Andrew Harris, Matthew S. Johannes, R. Jacob Vogelstein, Alan D. Ravitz, William S. Anderson, Nitish V. Thakor, and Nathan E. Crone. "Demonstration of a Semi-Autonomous Hybrid Brain-Machine Interface Using Human Intracranial EEG, Eye Tracking, and Computer Vision to Control a Robotic Upper Limb Prosthetic". In: *IEEE Transactions on Neural Systems and Rehabilitation Engineering* 22 (2014).
- [Meh+16] Negar Mehr, Roberto Horowitz, and Anca D. Dragan. "Inferring and Assisting with Constraints in Shared Autonomy". In: *IEEE Conference on Decision and Control*. 2016.
- [Min78] Michel Minoux. "Accelerated greedy algorithms for maximizing submodular set functions". In: *Optimization Techniques*. Vol. 7. 1978.
- [Mue+15] Katharina Muelling, Arun Venkatraman, Jean-Sebastien Valois, John Downey, Jeffrey Weiss, Shervin Javdani, Martial Hebert, Andrew B. Schwartz, Jennifer L. Collinger, and J. Andrew (Drew) Bagnell. "Autonomy Infused Teleoperation with Application to BCI Manipulation". In: *Robotics: Science and Systems (RSS)* (2015).
- [Mut+07] Bilge Mutlu, Andreas Krause, Jodi Forlizzi, Carlos Guestrin, and Jessica Hodgins. "Robust, Low-cost, Non-intrusive Sensing and Recognition of Seated Postures". In: *ACM Symposium on User Interface Software and Technology (UIST)*. 2007, pp. 149–158.
- [Nem+78] George L Nemhauser, Laurence A Wolsey, and Marshall L Fisher. "An analysis of approximations for maximizing submodular set functions—I". In: *Mathematical Programming* 14.1 (1978), pp. 265–294.
- [Ngu+11] Truong-Huy Dinh Nguyen, David Hsu, Wee-Sun Lee, Tze-Yun Leong, Leslie Pack Kaelbling, Tomás Lozano-Pérez, and Andrew Haydn Grant. "CAPIR: Collaborative Action Planning with Intention Recognition". In: *Artificial Intelligence and Interactive Digital Entertainment Conference*. 2011.
- [Nik+16] Stefanos Nikolaidis, Anton Kuznetsov, David Hsu, and Siddhartha Srinivasa. "Formalizing Human-Robot Mutual Adaptation via a Bounded Memory Based Model". In: *ACM/IEEE International Conference on Human-Robot Interaction*. 2016.
- [Nik+17a] Stefanos Nikolaidis, Swaprava Nath, Ariel Procaccia, and Siddhartha Srinivasa. "Game-Theoretic Modeling of Human Adaptation in Human-Robot Collaboration". In: *ACM/IEEE International Conference on Human-Robot Interaction*. 2017.

- [Nik+17b] Stefanos Nikolaidis, David Hsu, and Siddhartha Srinivasa. "Human-robot mutual adaptation in collaborative tasks: Models and experiments". In: *The International Journal of Robotics Research* (2017).
- [Nik+17c] Stefanos Nikolaidis, Yu Xiang Zhu, David Hsu, and Siddhartha Srinivasa. "Human-Robot Mutual Adaptation in Shared Autonomy". In: *ACM/IEEE International Conference on Human-Robot Interaction*. 2017.
- [Nowo8] Robert Nowak. "Generalized Binary Search". In: *Allerton Conference on Communications, Control, and Computing*. 2008.
- [Nowo9] Robert Nowak. "Noisy Generalized Binary Search". In: *Neural Information Processing Systems*. 2009.
- [NS13] Stefanos Nikolaidis and Julie Shah. "Human-robot Cross-training: Computational Formulation, Modeling and Evaluation of a Human Team Training Strategy". In: *ACM/IEEE International Conference on Human-Robot Interaction*. 2013.
- [PA10] Amit Kumar Pandey and Rachid Alami. "Mightability maps: A perceptual level decisional framework for co-operative and competitive human-robot interaction". In: *IEEE/RSJ International Conference on Intelligent Robots and Systems*. 2010, pp. 5842–5848.
- [Par+01] Shinsuk Park, Robert D. Howe, and David F. Torchiana. "Virtual Fixtures for Robotic Cardiac Surgery". In: *Med. Image. Comput. Comput. Assist. Interv.* 2001.
- [Pel+16] Stefania Pellegrinelli, Henny Admoni, Shervin Javdani, and Siddhartha Srinivasa. "Human-Robot Shared Workspace Collaboration via Hindsight Optimization". In: *IEEE/RSJ International Conference on Intelligent Robots and Systems*. 2016.
- [Pet+10] Jan Peters, Katharina Mülling, and Yasemin Altün. "Relative Entropy Policy Search". In: *AAAI Conference on Artificial Intelligence*. 2010.
- [Pin+06] Joelle Pineau, Geoffrey Gordon, and Sebastian Thrun. "Anytime Point-based Approximations for Large POMDPs". In: *Journal of Artificial Intelligence Research* 27 (2006).
- [PK11] Anna Petrovskaya and Oussama Khatib. "Global Localization of Objects via Touch". In: *IEEE Transactions on Robotics* 27.3 (2011), pp. 569–585.
- [Pom89] Dean A. Pomerleau. "ALVINN: An Autonomous Land Vehicle in a Neural Network". In: *Neural Information Processing Systems*. 1989.
- [PT87] Christos Papadimitriou and John N. Tsitsiklis. "The complexity of Markov decision processes". In: *Math. Oper. Res.* 12.3 (1987), pp. 441–450.
- [Ray+12] Debajyoti Ray, Daniel Golovin, Andreas Krause, and Colin Camerer. "Bayesian Rapid Optimal Adaptive Design (BROAD): Method and application distinguishing models of risky choice". In: *Tech. Report* (2012).
- [RB12] Stephane Ross and J. Andrew (Drew) Bagnell. "Agnostic System Identification for Model-Based Reinforcement Learning". In: *International Conference on Machine Learning*. 2012.
- [Rez+16] Tara Rezvani, Katherine Driggs-Campbell, Dorsa Sadigh, S. Shankar Sastry, and Ruzena Bajcsy. "Towards Trustworthy Automation: User Interfaces that Convey Internal and External Awareness". In: *IEEE Intelligent Transportation Systems Conference (ITSC)*. 2016.

- [Ros+08] Stéphane Ross, Joelle Pineau, Sébastien Paquet, and Brahim Chaib-draa. “Online planning algorithms for POMDPs”. In: *Journal of Artificial Intelligence Research* 32 (2008), pp. 663–704.
- [Ros+11] Stéphane Ross, Geoffrey Gordon, and J. Andrew (Drew) Bagnell. “A Reduction of Imitation Learning and Structured Prediction to No-Regret Online Learning”. In: *International Conference on Artificial Intelligence and Statistics*. 2011.
- [Ros93] Louis Barry Rosenberg. “Virtual Fixtures: Perceptual Tools for Telerobotic Manipulation”. In: *IEEE Virtual Reality Annual International Symposium*. 1993.
- [Roy+05] Nicholas Roy, Geoffrey Gordon, and Sebastian Thrun. “Finding Approximate POMDP solutions Through Belief Compression”. In: *Journal of Artificial Intelligence Research* 23 (2005), pp. 1–40.
- [Run+11] Michael C. Runge, Sarah J. Converse, and James E. Lyons. “Which uncertainty? Using expert elicitation and expected value of information to design an adaptive program”. In: *Biological Conservation* (2011).
- [Sad+16a] Dorsa Sadigh, Shankar S. Sastry, Sanjit Seshia, and Anca Dragan. “Information Gathering Actions over Human Internal State”. In: *IEEE/RSJ International Conference on Intelligent Robots and Systems*. 2016.
- [Sad+16b] Dorsa Sadigh, S. Shankar Sastry, Sanjit A. Seshia, and Anca D. Dragan. “Planning for Autonomous Cars that Leverage Effects on Human Actions”. In: *Robotics: Science and Systems (RSS)*. Robotics: Science and Systems (RSS). 2016.
- [Sad+17] Dorsa Sadigh, Anca Dragan, Shankar S. Sastry, and Sanjit Seshia. “Active Preference-Based Learning of Reward Functions”. In: *Robotics: Science and Systems (RSS)*. 2017.
- [Sch+06] Andrew B. Schwartz, X. Tracy Cui, Douglas J. Weber, and Daniel W. Moran. “Brain-Controlled Interfaces: Movement Restoration with Neural Prosthetics”. In: *Neuron* 52.1 (2006).
- [Sch+07] Oliver C. Schrempf, David Albrecht, and Uwe D. Hanebeck. “Tractable probabilistic models for intention recognition based on expert knowledge”. In: *IEEE/RSJ International Conference on Intelligent Robots and Systems*. 2007.
- [Sch+15] Sebastian Schröer, Ingo Killmann, Barbara Frank, Martin Voelker, Lukas D. J. Fiederer, Tonio Ball, and Wolfram Burgard. “An Autonomous Robotic Assistant for Drinking”. In: *IEEE International Conference on Robotics and Automation*. 2015.
- [Sei+15] Konstantin M. Seiler, Hanna Kurniawati, and Surya P. N. Singh. “An online and approximate solver for POMDPs with continuous action space”. In: *IEEE International Conference on Robotics and Automation*. 2015.
- [Ser00] Raymond Seroul. *Programming for Mathematicians*. Universitext - Springer-Verlag. Springer, 2000.
- [Sha+12] Guy Shani, Joelle Pineau, and Robert Kaplow. “A survey of point-based POMDP solvers”. In: *Autonomous Agents and Multi-Agent Systems* (2012), pp. 1–51.
- [Sha64] William F. Sharpe. “Capital Asset Prices: A Theory of Market Equilibrium under Conditions of Risk”. In: *The Journal of Finance* (1964).
- [She+04] Jian Shen, J. Ibanez-Guzman, Teck Chew Ng, and Boon Seng Chew. “A collaborative-shared control system with safe obstacle avoidance capability”. In: *IEEE International Conference on Robotics, Automation, and Mechatronics*. 2004.

- [Sim+08] Tyler Simpson, Colin Broughton, Michel J. A. Gauthier, and Arthur Prochazka. "Tooth-Click Control of a Hands-Free Computer Interface". In: *IEEE Transactions on Biomedical Engineering* 55.8 (2008).
- [Sim+11] John D. Simeral, Sung-Phil Kim, Michael J. Black, John P. Donoghue, and Leigh R. Hochberg. "Neural control of cursor trajectory and click by a human with tetraplegia 1000 days after implant of an intracortical microelectrode array". In: *Journal of Neural Engineering* 8 (2011).
- [Sim+12] Anton Simorov, R.Stephen Otte, CourtniM. Kopietz, and Dmitry Oleynikov. "Review of surgical robotics user interface: what is the best way to control robotic surgery?" In: *Surgical Endoscopy* 26.8 (2012).
- [Sim05] Richard C. Simpson. "Smart wheelchairs: A literature review". In: *Journal of Rehabilitation Research and Development* 42 (2005).
- [Sin+09] Amarjeet Singh, Andreas Krause, and William Kaiser. "Nonmyopic Adaptive Informative Path Planning for Multiple Robots". In: *International Joint Conference on Artificial Intelligence*. 2009.
- [Sis+07] Emrah Akin Sisbot, Luis F. Marin-Urias, Rachid Alami, and Thierry Siméon. "A Human Aware Mobile Robot Motion Planner". In: *IEEE Transactions on Robotics* 23.5 (2007), pp. 874–883.
- [Sis+10] Emrah Akin Sisbot, Luis F. Marin-Urias, Xavier Broquère, Daniel Sidobre, and Rachid Alami. "Synthesizing Robot Motions Adapted to Human Presence". In: *International Journal of Social Robots* 2.3 (2010), pp. 329–343.
- [SJ80] John E. Shore and Rodney W. Johnson. "Axiomatic derivation of the principle of maximum entropy and the principle of minimum cross-entropy." In: *IEEE Transactions on Information Theory* 26 (1980), pp. 26–37.
- [Som+13] Adhiraj Somani, Nan Ye, David Hsu, and Wee Sun Lee. "DESPOT: Online POMDP Planning with Regularization". In: *Neural Information Processing Systems*. 2013.
- [Sri+12] Siddhartha Srinivasa, Dmitry Berenson, Maya Cakmak, Alvaro Collet Romea, Mehmet Dogar, Anca Dragan, Ross Alan Knepper, Tim D Niemueller, Kyle Strabala, J Michael Vandeweghe, and Julius Ziegler. "HERB 2.0: Lessons Learned from Developing a Mobile Manipulator for the Home". In: *Proceedings of the IEEE* 100.8 (2012), pp. 1–19.
- [SS05] Trey Smith and Reid G. Simmons. "Point-Based POMDP Algorithms: Improved Analysis and Implementation". In: *Conference on Uncertainty in Artificial Intelligence*. 2005.
- [SS73] Richard D. Smallwood and Edward J. Sondik. "The Optimal Control of Partially Observable Markov Processes Over a Finite Horizon". In: *Operations Research* 21 (1973).
- [SV10] David Silver and Joel Veness. "Monte-Carlo Planning in Large POMDPs". In: *Neural Information Processing Systems*. 2010.
- [TK92] Amos Tversky and Daniel Kahneman. "Advances in prospect theory: Cumulative representation of uncertainty". In: *Journal of Risk and Uncertainty* 5.4 (1992).
- [Tra15] Peter Trautman. "Assistive Planning in Complex, Dynamic Environments: a Probabilistic Approach". In: *HRI Workshop on Human Machine Teaming*. 2015.

- [Tsu+08] Katherine Tsui, Holly Yanco, David Kontak, and Linda Beliveau. "Development and Evaluation of a Flexible Interface for a Wheelchair Mounted Robotic Arm". In: *ACM/IEEE International Conference on Human-Robot Interaction*. 2008.
- [Van+03] Dirk Vanhooydonck, Eric Demeester, Marnix Nuttin, and Hendrik Van Brussel. "Shared Control for Intelligent Wheelchairs: an Implicit Estimation of the User Intention". In: *Proceedings of the ASER International Workshop on Advances in Service Robotics*. 2003.
- [VB10] Paolo Viappiani and Craig Boutilier. "Optimal Bayesian Recommendation Sets and Myopically Optimal Choice Query Sets". In: *Neural Information Processing Systems*. 2010.
- [Vog+14] Joern Vogel, Sami Haddadin, John D. Simeral, Sergey D. Stavisky, Daniel Bacher, Leigh R. Hochberg, John P. Donoghue, and Patrick van der Smagt. "Continuous Control of the DLR Light-Weight Robot III by a Human with Tetraplegia Using the BrainGate2 Neural Interface System". In: *International Symposium on Experimental Robotics*. Vol. 79. 2014.
- [Wak10] Peter P. Wakker. *Prospect Theory: For Risk and Ambiguity*. Cambridge University Press, 2010.
- [Wan+13] Zhikun Wang, Katharina Mülling, Marc Peter Deisenroth, Heni Ben Amor, David Vogt, Bernhard Schölkopf, and Jan Peters. "Probabilistic movement modeling for intention inference in human-robot interaction". In: *The International Journal of Robotics Research* (2013).
- [WG75] Peter M. Will and David D. Grossman. "An Experimental System for Computer Controlled Mechanical Assembly". In: *IEEE Trans. Computers* 24.9 (1975).
- [Wil+12] Aaron Wilson, Alan Fern, and Prasad Tadepalli. "A Bayesian Approach for Policy Learning from Trajectory Preference Queries". In: *Neural Information Processing Systems*. 2012.
- [Wol82] Laurence A. Wolsey. "An Analysis of the Greedy Algorithm for the Submodular Set Covering Problem". In: *Combinatorica* 2.4 (1982), pp. 385–393.
- [Won+13] Lawson L.S. Wong, Leslie Pack Kaelbling, and Tomás Lozano-Pérez. "Manipulation-based active search for occluded objects". In: *IEEE International Conference on Robotics and Automation*. 2013.
- [WP67] James Anthony Dominic Welsh and Martin B. Powell. "An Upper Bound for the Chromatic Number of a Graph and Its Application to Timetabling Problems". In: *Computer Journal* (1967).
- [YH11] Erkang You and Kris Hauser. "Assisted Teleoperation Strategies for Aggressively Controlling a Robot Arm with 2D Input". In: *Robotics: Science and Systems (RSS)*. 2011.
- [Yoo+07] Sungwook Yoon, Alan Fern, and Robert Givan. "FF-Replan: A baseline for probabilistic planning". In: *International Conference on Automated Planning and Scheduling*. 2007.
- [Yoo+08] Sung Wook Yoon, Alan Fern, Robert Givan, and Subbarao Kambhampati. "Probabilistic Planning via Determinization in Hindsight". In: *AAAI Conference on Artificial Intelligence*. 2008.
- [Yu+05] Wentao Yu, Redwan Alqasemi, Rajiv V. Dubey, and Norali Pernalet. "Telemanipulation Assistance Based on Motion Intention Recognition". In: *IEEE International Conference on Robotics and Automation*. 2005.
- [Zhe+05] Alice X. Zheng, Irina Rish, and Alina Beygelzimer. "Efficient test selection in active diagnosis via entropy approximation". In: *Conference on Uncertainty in Artificial Intelligence*. 2005.
- [Zie+08] Brian D. Ziebart, Andrew Maas, J. Andrew (Drew) Bagnell, and Anind Dey. "Maximum Entropy Inverse Reinforcement Learning". In: *AAAI Conference on Artificial Intelligence*. 2008.

- [Zie+09] Brian D. Ziebart, Nathan Ratliff, Garratt Gallagher, Christoph Mertz, Kevin Peterson, J. Andrew (Drew) Bagnell, Martial Hebert, Anind Dey, and Siddhartha Srinivasa. "Planning-based Prediction for Pedestrians". In: *IEEE/RSJ International Conference on Intelligent Robots and Systems*. 2009.
- [Zie+12] Brian D. Ziebart, Anind Dey, and J. Andrew (Drew) Bagnell. "Probabilistic Pointing Target Prediction via Inverse Optimal Control". In: *International Conference on Intelligence User Interfaces*. 2012.
- [Zie10] Brian D. Ziebart. "Modeling Purposeful Adaptive Behavior with the Principle of Maximum Causal Entropy". PhD thesis. Machine Learning Department, Carnegie Mellon University, 2010.